

BILANT

incheiat la 30.06.2012

D.G.F.P. MARANIREȘ

A. T. C. P.

INTRARE

Nr. 1210 Din 26.07.2012

- lei -

| Nr. rand | Denumirea indicatorilor | Cod | Sold la: | |
|----------|--|------|------------------|---------------------|
| | | | inceputul anului | sfarsitul perioadei |
| A | B | C | 1 | 2 |
| | ACTIVE | 01 | | |
| | ACTIVE NECURENTE | 02 | | |
| | Active fixe necorporale (ct.203+205+206+208+233-280-290-293*) | 03 | 3797275 | 3463506 |
| | Instalatii tehnice, mijloace de transport, animale, plantatii,mobilier, aparatura birotica si alte active corporale (ct.213+214+231-281-291-293*) | 04 | 70251798 | 69401767 |
| | Terenuri si cladiri (ct.211+212+231-281-291-293*) | 05 | 1150560656 | 1182488443 |
| | Alte active nefinanciare (ct.215) | 06 | | |
| | Active financiare necurente (investitii pe termen lung) peste un an (ct.260+265+2671+2672+2673+2675+2676+2678+2679-296) din care: 2678+2679- 296) din care: | 07 | 2302691 | 2409940 |
| | Titluri de participare (ct.260-296) | 08 | 2302691 | 2409940 |
| | Creante necurente – sume ce urmeaza a fi incasate dupa o perioada mai mare de un an (ct.4112+4118+4282+4612-4912-4962) din care: | 09 | 2272313 | 2094866 |
| | Creante comerciale necurente – sume ce urmeaza a fi incasate dupa o perioada mai mare de un an (ct 4112+4118+4612-4912-4962) | 10 | 2272313 | 2061640 |
| | TOTAL ACTIVE NECURENTE (rd.03+04+05+06+07+09) | 15 | 1229184733 | 1259858522 |
| | ACTIVE CURENTE | 18 | | |
| | Stocuri (ct.301+302+303+304+305+307+309+331+332+341+345+346+347+349+351+354+356+357+358+359+361+371+381+/-348+/-378-391-392-393-394-395-396-397-398) | 19 | 26167923 | 27162337 |
| | Creante curente – sume ce urmeaza a fi incasate într-o perioada mai mica de un an | 20 | | |
| | Creante din operatiuni comerciale, avansuri si alte decontari (ct.232+234+409+4111+4118+413+418+425+4282+4611+473**+481+482+483-4911-4961+5128) din care: | 21 | 9116831 | 9852485 |
| | Creante comerciale si avansuri (ct.232+234+409+4111+4118 +413+418+4611-4911-4961) | 22 | 8937762 | 9425345 |
| | Avansuri acordate (ct. 232+234+409) | 22.1 | | |
| | Creante bugetare (ct. 431**+437**+4424+4428**+444**+446**+4482+461+463+464+465+4664+4665+4669+481**+482**-497) din care: | 23 | 37985293 | 65625796 |
| | Creantele bugetului general consolidat (ct.463+464+465+4664+4665+4669-497) | 24 | 37502675 | 65360931 |
| | Creante din operatiuni cu fonduri externe nerambursabile si fonduri de la buget (ct.4501+4503+4505+4507+4511+4513+4515+4531+4541+4543+4545+4551+4553+4561+4563+4571+4572+4573+4581+4583+461+473**+474+476) din care: | 25 | 510390 | 832004 |
| | Sume de primit de la Comisia Europeana (ct.4501+4503+4505+4507) | 26 | 273265 | 554817 |
| | Împrumuturi pe termen scurt acordate (ct.2671+2672+2673+2675+2676 +2678 | 27 | | 133363 |

| A | B | C | 1 | 2 |
|---|---|------|------------|------------|
| | +2679+4681+4682+4683+4684+ 4685+4686+ 4687+4688+4689+469) | | | |
| | Total creante curente (rd. 21+23+25+27) | 30 | 47612514 | 76443648 |
| | Investitii pe termen scurt (ct.505-595) | 31 | | |
| | Conturi la trezorerii si institutii de credit : | 32 | | |
| | Conturi la trezorerie, casa în lei. (ct.510+5121+5125+5131+5141+5151+5153 +5161 +5171+5201+5211+5212+5213+523 +5251 +5252 +5253+526+527+ 528+5291+5292 +5293+5294 +5299 +5311+550 +551 +552+ 555 +557+ 5581+ 5582+ 5591+5601 +5602+ 561+562 +5711 +5712 +5713+5714 +5741+5742+5743+5744) | 33 | 2418168 | 7371791 |
| | Dobânda de încasat, alte valori, avansuri de trezorerie (ct.5187+532+542) | 33.1 | 109717 | 58468 |
| | depozite (ct. 5153+5187+5222+550+5602+5714+5744) | 34 | | |
| | Conturi la institutii de credit, BNR, casa în valuta (ct.5112+5121+5124+5125+5131+5132+5141+ 5142+ 5151+5152+5153+5161 +5162+5171+5172 +5314+5411+5412+ 550+ 5583+5592+5601 +5602) | 35 | 261738 | 310635 |
| | Dobânda de încasat, avansuri de trezorerie (ct.5187+542) | 35.1 | | |
| | depozite (ct. 5153+5187+5602) | 36 | | |
| | Total disponibilitati si alte valori (rd.33+33.1+35+35.1) | 40 | 2789623 | 7740894 |
| | Conturi de disponibilitati ale Trezoreriei Centrale (ct.5126+5127+5201+5202+5203+5241+5242 +5243) | 41 | | |
| | Dobânda de încasat (ct. 5187) | 41.1 | | |
| | Cheltuieli în avans (ct. 471) | 42 | 13770 | 6260 |
| | TOTAL ACTIVE CURENTE (rd.19+30+31+40+41+41.1+42) | 45 | 76583830 | 111353139 |
| | TOTAL ACTIVE (rd.15+45) | 46 | 1305768563 | 1371211661 |
| | DATORII | 50 | | |
| | DATORII NECURENTE- sume ce trebuie platite perioada mai mare de un an | 51 | | |
| | Sume necurente- sume ce urmeaza a fi platite dupa o perioada mai mare de un an (ct.269+401+403+4042+405+4622+509) din care: | 52 | 2102482 | 11975 |
| | Datorii comerciale (ct.401+403+ 4042+405+4622) | 53 | 2102482 | 11975 |
| | Imprumuturi pe termen lung (ct.1612+1622+1632+1642+1652+1661+1662+1672+168-169) | 54 | 46831270 | 45326962 |
| | Provizioane (cont 151) | 55 | 60413339 | 57725689 |
| | TOTAL DATORII NECURENTE (rd.52+54+55) | 58 | 109347091 | 103064626 |
| | DATORII CURENTE - sume ce trebuie platite într- perioada de pana la un an | 59 | | |
| | Datorii comerciale, avansuri si alte decontari (ct.401+403+4041+405+408+419+4621+473+481+482+ 483+ 269+509+5128) din care: | 60 | 5191328 | 5767529 |
| | Datorii comerciale si avansuri (ct. 401+403+4041+405+408+419+4621) | 61 | 5063064 | 5386288 |
| | Avansuri primite (ct.419) | 61.1 | | |
| | Datorii catre bugete(ct. 431+437+440+441+4423+4428+444+446+4481+4555+4671+4672+ 4673+4674+4675+4679 +473+481+482)) din care: | 62 | 5026875 | 6556968 |
| | Datoriile institutiilor publice catre bugete (ct.431+437+4423+4428+444+446+4481) | 63 | 2497162 | 2815768 |
| | Contributii sociale (ct.431+437) | 63.1 | 2448403 | 2660959 |
| | Sume datorate bugetului din Fonduri externe nerambursabile (ct.4555) | 64 | | |
| | Datorii din operatiuni cu Fonduri externe nerambursabile si fonduri de la buget, alte datorii catre alte organisme internationale (ct.4502+4504+4506+4512+4514+4516+4521 +4522+4532+4542+4544+4546+4552+4554 +4564+ 4584+ 4585+459+462+473) | 65 | 1154647 | 1243319 |
| | din care: sume datorate Comisiei Europene | 66 | 346 | |

| A | B | C | 1 | 2 |
|---|--|------|------------|------------|
| | (ct.4502+4504+4506+459+462) | | | |
| | Împrumuturi pe termen scurt- sume ce trebuie platite într-o perioadă de până la un an (ct.5186+5191+5192+5193+5194+5195+5196+5197+5198) | 70 | | 133363 |
| | Împrumuturi pe termen lung – sume ce urmează a fi platite în cursul exercitiului curent (ct.1611+1621+1631+1641+1651+1661+1662+1671+168-169-169) | 71 | | |
| | Salariile angajaților (ct.421+423+426+4271+4273+4281) | 72 | 4708035 | 5288474 |
| | Alte drepturi cuvenite altor categorii de persoane (pensii, indemnizații de somaj, burse) (ct.422+424+426+4272+4273+429+438) | 73 | 31893 | 158821 |
| | Pensii, indemnizații de somaj, burse (ct.422+424+429) | 73.1 | 1224 | |
| | Venituri în avans (ct.472) | 74 | 5318416 | 3234074 |
| | Provizioane (ct. 151) | 75 | | |
| | TOTAL DATORII CURENTE (rd.60+62+65+70+71+72+73+74+75) | 78 | 21431194 | 22382548 |
| | TOTAL DATORII (rd.58+78) | 79 | 130778285 | 125447174 |
| | ACTIVE NETE = TOTAL ACTIVE – TOTAL DATORII = CAPITALURI PROPRII (rd.80= rd.46-79 = rd.90) | 80 | 1174990278 | 1245764487 |
| | CAPITALURI PROPRII | 83 | | |
| | Rezerve, fonduri (ct.100+101+102+103+104+105+106+132+133+135+1391+1392+1393+ 1394+1396+1399) | 84 | 1148521397 | 1177361737 |
| | Rezultatul reportat (ct.117- sold creditor) | 85 | 79484972 | 23616050 |
| | Rezultatul reportat (ct.117- sold debitor) | 86 | | |
| | Rezultatul patrimonial al exercitiului (ct.121- sold creditor) | 87 | | 44786700 |
| | Rezultatul patrimonial al exercitiului (ct.121- sold debitor) | 88 | 53016091 | |
| | TOTAL CAPITALURI PROPRII (rd.84+85-86+87-88) | 90 | 1174990278 | 1245764487 |

Conducatorul institutiei

CATALIN CHERECHES



Conducatorul compartimentului

financiar-contabil
CARMEN POP

CONTUL DE REZULTAT PATRIMONIAL

la data de **30.06.2012**

Cod 02


-lei-

| Nr. crt | Denumirea indicatorilor | Cod rand | An precedent | An curent |
|---------|---|----------|--------------|-------------|
| A | B | C | 1 | 2 |
| I. | VENITURI OPERATIONALE | 01 | 4,962,884 | 4,973,016 |
| 1. | Venituri din impozite, taxe, contributiile de asigurari si alte venituri ale bugetelor (ct.730+731+732+733+734+735+736+739+745+746+750+751) | 02 | 125,184,861 | 136,741,442 |
| 2. | Venituri din activitati economice (ct.701+702+703+704+705+706+707+708+/-709) | 03 | 11,376,044 | 11,116,868 |
| 3. | Finantari, subventii, transferuri, alocatii bugetare cu destinatie speciala (ct.770+771+772+773+774+776+778+779) | 04 | 14,696,968 | 11,670,664 |
| 4. | Alte venituri operationale (ct.714+719+721+722+781) | 05 | 409,329 | 5,987,172 |
| | TOTAL VENITURI OPERATIONALE (rd.02+03+04+05) | 06 | 151,667,202 | 165,516,146 |
| II. | CHELTUIELI OPERATIONALE | 07 | 722,780 | 711,042 |
| 1. | Salariile si contributiile sociale aferente angajatilor (ct.641+642+645+646+647) | 08 | 49,834,818 | 50,147,497 |
| 2. | Subventii si transferuri (ct.670+671+672+673+674+676+677+679) | 09 | 19,409,333 | 19,952,464 |
| 3. | Stocuri, consumabile, lucrari si servicii executate de terti (ct.601+602+603+606+607+608+609+610+611+612+613+614+622+623+624+626+627+628+629) | 10 | 28,403,798 | 40,735,644 |
| 4. | Cheltuieli de capital, amortizari si provizioane (ct.681+682+689) | 11 | 2,961,120 | 5,727,303 |
| 5 | Alte cheltuieli operationale (ct.635+654+658) | 12 | 2,324,937 | 2,461,056 |
| | TOTAL CHELTUIELI OPERATIONALE (rd.08+09+10+11+12) | 13 | 102,934,006 | 119,023,964 |
| III. | REZULTATUL DIN ACTIVITATEA OPERATIONALA | 14 | | |
| | - EXCEDENT (rd.06- rd.13) | 15 | 48,733,196 | 46,492,182 |
| | - DEFICIT (rd.13- rd.06) | 16 | | |
| IV. | VENITURI FINANCIARE (ct.763+764+765+766+767+768+769+786) | 17 | 27,286 | 60,691 |
| V. | CHELTUIELI FINANCIARE (ct.663+664+665+666+667+668+669+686) | 18 | 1,939,575 | 1,812,022 |
| VI. | REZULTATUL DIN ACTIVITATEA FINANCIARA | 19 | | |
| | - EXCEDENT (rd.17- rd.18) | 20 | | |
| | - DEFICIT (rd.18- rd.17) | 21 | 1,912,289 | 1,751,331 |

| A | B | C | 1 | 2 |
|-------|---|----|------------|------------|
| VII. | REZULTATUL DIN ACTIVITATEA CURENTA (rd.14+rd.19) | 22 | | |
| | - EXCEDENT (rd.15+20-16-21) | 23 | 46,820,907 | 44,740,851 |
| | - DEFICIT (rd.16+21-15-20) | 24 | | |
| VIII. | VENITURI EXTRAORDINARE (ct.790+791) | 25 | 432,390 | 439,889 |
| IX | CHELTUIELI EXTRAORDINARE (ct.690+691) | 26 | | 159,662 |
| X | REZULTATUL DIN ACTIVITATEA EXTRAORDINARA | 27 | | |
| | - EXCEDENT (rd.25-rd.26) | 28 | 432,390 | 280,227 |
| | - DEFICIT (rd.26-rd.25) | 29 | | |
| XI | REZULTATUL PATRIMONIAL AL EXERCITIULUI | 30 | | |
| | - EXCEDENT (rd. 23+28-24-29) | 31 | 47,253,297 | 45,021,078 |
| | - DEFICIT (rd. 24+29-23-28) | 32 | | |

Conducatorul institutiei

CATALIN CHERECHES



Conducatorul compartimentului
financiar-contabil
CARMEN POP

SITUATIA FLUXURILOR DE TREZORERIE

la data de 30.06.2012

Cod 03

-lei-

| Denumirea indicatorilor | Cod rand | Total | Casa in lei | Finantarea din bugetul de stat | Finantarea din bugetul local | Finantarea din bugetul asigurarilor sociale de stat | Finantarea din bugetul asigurarilor de somaj | Finantarea din bugetul asigurarilor sociale de sanatate | Finantarea de la bugetul trezoreriei statului | Alte disponibilitati |
|--|----------|-----------|-------------|--------------------------------|------------------------------|---|--|---|---|----------------------|
| A | B | 1 | 2 | 3 | 4 | 5 | 6 | 7 | 8 | 9 |
| 1. Incasari | 02 | 141616226 | 22329718 | | | | | | | 11928650 |
| 2. Plati | 03 | 136813398 | 22297304 | | 94475212 | | | | | 11451609 |
| 3. Numerar net din activitatea operationala (rd.02-03) | 04 | 4802828 | 32414 | | 94475212 | | | | | 477041 |
| 1. Incasari | 06 | 7063835 | | | | | | | | 706383 |
| 2. Plati | 07 | 6913040 | | | 5526371 | | | | | 691304 |
| 3. Numerar net din activitatea de investitii (rd.06-07) | 08 | 150795 | | | 5526371 | | | | | 15079 |
| 1. Incasari | 10 | 4012312 | | | | | | | | 401231 |
| 2. Plati | 11 | 4012312 | | | 4012312 | | | | | 401231 |
| 3. Numerar net din activitatea de finantare (rd.10-rd.11) | 12 | | | | 4012312 | | | | | |
| IV. CRESTEREA (DESCRETEREA) NETA DE NUMERAR SI ECHIVALENT DE NUMERAR (rd.04+rd.08+rd.12) | 13 | 4953623 | 32414 | | 104013895 | | | | | 492120 |
| V. NUMERAR SI ECHIVALENT DE NUMERAR LA INCEPUTUL ANULUI | 14 | 2418168 | | | | | | | | 241816 |
| VI. NUMERAR SI ECHIVALENT NUMERAR LA SFARSITUL PERIOADEI (rd.13+rd.14), din care: | 15 | 7371791 | 32414 | | 104013895 | | | | | 733937 |

Col. 1 - TOTAL (Col. 2 + Col. 8)
 Col. 2 - ct. 5311 "Casa in lei"
 Col. 3 - ct. 7701 "Finantarea de bugetul de stat"
 Col. 4 - ct. 7702 "Finantarea de la bugetele locale"
 Col. 5 - ct. 7703 "Finantarea de la bugetul asigurarilor sociale de stat"
 Col. 6 - ct. 7704 "Finantarea din bugetul asigurarilor pentru somaj"
 Col. 7 - ct. 7705 "Finantarea din bugetul Fondului national unic de asigurari sociale de sanatate"
 La ct. 770 soldul se calculeaza ca diferenta intre plati efectuate si incasari si reflecta totalul platilor nete de casa
 Col. 8 si urmatoarele - ct. de disponibilitati : (5xx)


Conducatorul institutiei

CATALIN CHERECHES




Conducatorul compartimentului

financiar-contabil
CARMEN POP



Viza trezorerie



Centralizat

SITUATIA FLUXURILOR DE TREZORERIE

la data de 30.06.2012

Cod 04

-lei-

| Denumirea indicatorilor | Cod rand | Total | Casa in valuta | Alte disponibilitati |
|---|----------|-----------|----------------|----------------------|
| A | B | 1 | 2 | 3 |
| I. NUMERAR DIN ACTIVITATEA OPERATIONALA | 01 | -850 | | -850 |
| 1. Incasari | 02 | 5,600,434 | | 5,600,434 |
| 2. Plati | 03 | 4,710,003 | | 4,710,003 |
| 3. Numerar net din activitatea operationala (rd. 02-rd.03) | 04 | 890,431 | | 890,431 |
| 1. Incasari | 06 | | | |
| 2. Plati | 07 | | | |
| 1. Incasari | 10 | 242 | | 242 |
| 2. Plati | 11 | 843,890 | | 843,890 |
| 3. Numerar net din activitatea de finantare (rd.10-rd.11) | 12 | -843,648 | | -843,648 |
| IV. CRESTEREA (DESCRESTEREA) NETA DE NUMERAR SI ECHIVALENT DE NUMERAR (rd.04+rd.08+rd.12) | 13 | 46,783 | | 46,783 |
| V. NUMERAR SI ECHIVALENT DE NUMERAR LA INCEPUTUL ANULUI | 14 | 261,738 | | 261,738 |
| 1. Diferente de curs favorabile | 15 | 2,915 | | 2,915 |
| 2. Diferente de curs nefavorabile | 16 | 801 | | 801 |
| VI. NUMERAR SI ECHIVALENT DE NUMERAR LA FINELE PERIOADEI (rd.13+14 +15-16) | 17 | 310,635 | | 310,635 |

NOTA: Coloanale se completeaza astfel:


Col.1 TOTAL - (col.1+col.2+col.3+.....n)

Col.2 - ct. 5314 "Casa in valuta"

Col.3 si urmatoarele - ct. de disponibilitati in lei si in valuta la unitati bancare: (5xx)

Conducatorul institutiei

CATALIN CHERECHES



Conducatorul compartimentului

financiar-contabil

CARMEN POP

DISPONIBIL DIN MIJLOACE CU DESTINATIE SPECIALA

la data de 30.06.2012

Cod 05

-lei-

| Denumirea indicatorilor | Nr. rand | Disponibil la inceputul anului | Incasari | Plati | Disponibil la sfarsitul perioadei |
|---|----------|--------------------------------|----------|--------|-----------------------------------|
| A | B | 1 | 2 | 3 | 4 |
| TOTAL (rd.02 la 15) din care: | 01 | 157,933 | 24,190 | 24,029 | 158,094 |
| -Sume primite ca donatii si sponsorizari (ct. 550/analitic distinct) | 02 | 5,081 | | | 5,081 |
| -Garantii materiale retinute gestionarilor conform Legii nr.22/1969 (550/analitic distinct) | 03 | 152,852 | 12,190 | 12,045 | 152,997 |
| Alte disponibilitati cu destinatie speciala (ct. 550/analitic distinct) | 11 | | 12,000 | 11,984 | 16 |

Conducatorul institutiei

/ CATALIN SHERECHES

Conducatorul compartimentului
financiar-contabil
CARMEN POP

Situatia sumelor primii direct de la Comisia Europeana/alti dor. ri si a platilor din FEN postaderare

la data de 30.06.2012

-lei-

| Cod rand | Denumirea programului cu finantare UE | Sold la inceputul anului | Incasari FEN | Dobanzi/comisioane | Incasari din conturi de debite FEN ani precedenti | Plati efectuate din FEN | din care plati, catre: | | | | | | | Diferente de curs favorabile/ nefavorabile | Sold la finele perioadei | |
|----------|--|--------------------------|--------------|-------------------------------|---|-------------------------|--|--|---------------|---------------|-----|------|----------|--|--------------------------|---|
| | | | | | | | Autoritati de management/Agentii de plati/etc. | Conturi venituri din privatizare si Conturi pt. Indisponibilitati temporare de fonduri | Buget de stat | Bugete locale | BAS | Soma | Sanatate | | | Institutiile financiare integral din venituri proprii/venituri proprii si subventii |
| 1 | 2 | 3 | 4 | 5=(6+7+8+9+10+11+12+13+14+15) | 6 | 7 | 8 | 9 | 10 | 11 | 12 | 13 | 14 | 15 | 16 | 17=(1+2+3+4-5+16) |
| A | Programe din Fondul European de Dezvoltare Regionala(FEDR) | 41612 | 215870 | -202 | | 183242 | | 178080 | | | | | 5162 | | 1300 | 75338 |
| | Programe Instrumentul European de Vecinatate si Parteneriat (ENPI) | 60177 | | 31 | | | | | | | | | | | 1807 | 62015 |
| | TOTAL(cod01 la 21) | 101789 | 215870 | -171 | | 183242 | | 178080 | | | | | 5162 | | 3107 | 137353 |

Conducatorul institutiei

CATALIN CHERECHES



Conducatorul compartimentului financiar-contabil

CARMEN POP

(Handwritten signature)

**Situatia platilor efectuate
la titlul 56 " Proiecte cu finantare din fonduri externe nerambursabile (FEN) postaderare"**

la data de 30.06.2012

-lei-

| Nr. Crt | Denumirea indicatorilor | Cod rand | Buget de stat (s01-stat) | Buget local (s02-local) | Bugetul asigurarilor sociale de stat (s03-bass) | Bugetul asigurarilor pentru somaj (s04-somaj) | Bugetul Fondului national unic de asigurari sociale de sanatate (s05-sananate) | Bugetul institutiilor publice si activitatilor finantate integral sau partial din venituri proprii (s10-local) | Bugetul fondurilor externe neramb. (s08-stat+asigurari+local) | Bugetul creditelor externe (s06-stat+local) | Bugetul creditelor interne (s07-stat+local) | Bugetul institutiilor publice si activitatilor finantate integral sau partial din venituri proprii (s20-stat+asigurari+autonome) | din care: | | |
|----------|--|----------|--------------------------|-------------------------|---|---|--|--|---|---|---|--|--|--|--|
| | | | | | | | | | | | | | Bugetul institutiilor publice si activitatilor finantate integral sau partial din venituri proprii (s10-stat+autonome) | Bugetul institutiilor publice si activitatilor finantate integral din venituri proprii (s10-stat+autonome) | |
| A | B | | 1 | 2 | 3 | 4 | 5 | 6 | 7 | 8 | 9 | 10 | 11 | | |
| 1 | Total platit (titlu VII cod56) | | | 669649 | | | | | | | | | | | |
| 2 | Cheltuieli de personal (titlu I) | | | 54274 | | | | | | | | | | | |
| 2 | Bunuri si servicii (titlu II) | | | 229644 | | | | | | | | | | | |
| 4 | Dobanzi (titlu III) | | | | | | | | | | | | | | |
| 5 | Subventii (titlu IV) | | | | | | | | | | | | | | |
| 6 | Transferuri intre unitati ale administratiei publice (titlu V) | | | | | | | | | | | | | | |
| 7 | Alte transferuri (titlu VI) | | | | | | | | | | | | | | |
| 8 | Asistenta sociala (titlu IX) | | | | | | | | | | | | | | |
| 9 | Alte cheltuieli (titlu X) | | | | | | | | | | | | | | |
| 10 | Active nefinanciare (titlu XII) | | | 385731 | | | | | | | | | | | |
| 11 | Rambursari de credite (titlu XVI) | | | | | | | | | | | | | | |

Conducatorul institutiei

CATALIN CHERECHES



Conducatorul compartimentului
financiar-contabil
CARMEN POP

Situatia platilor efectuate din buget si nejustificate prin bunuri, lucrari, servicii la finele perioadei

- lei -

| Nr. rand | Denumirea indicatorilor | Cod | Sold la inceputul anului | Sold la sfarsitul perioadei |
|----------|---|-----|--------------------------|-----------------------------|
| A | B | C | 1 | 2 |
| 1 | Avansuri acordate furnizorilor(ct.232+234+409)-TOTAL(rd.02+03) din care: | 01 | 6229 | |
| 2 | -din finantare bugetara(ct.770) | 02 | 6229 | |
| 3 | -din alte surse de finantare | 03 | | |
| 4 | Acreditiv deschise la dispozitia tertilor(ct.541)-TOTAL(rd05+06) din care | 04 | | |
| 5 | -din finantare bugetara(ct.770) | 05 | | |
| 6 | -din alte surse de finantare | 06 | | |
| 7 | Disponibilitati la alti rezidenti, garantii depuse la furnizori(ct.2678+461)-TOTAL(RD.08+09) din care: | 07 | 16306 | 17436 |
| 8 | -din finantare bugetara(ct.770) | 08 | | |
| 9 | -din alte surse de finantare | 09 | 16306 | 17436 |
| 10 | Disponibilitati ale misiunilor diplomatice si ale altor reprezentante ale Romaniei in strainatate, mai putin dobanda incasata in cont(ct.5124)-TOTAL(rd.11+12) | 10 | | |
| 11 | -din finantare bugetara(ct.770) | 11 | | |
| 12 | -din alte surse de finantare | 12 | | |
| 13 | Avansuri de trezorerie acordate in valuta Misiunilor diplomatice si altor reprezentante ale Romaniei in strainatate(ct.542)-TOTAL(rd.14+15) din care: | 13 | | |
| 14 | -din finantare bugetara(ct.770) | 14 | | |
| 15 | -din alte surse de finantare | 15 | | |
| 16 | Alte disponibilitati provenite din finantare bugetara(ct.770)afiate in conturi de disponibil in lei la trezorerie(ct.5581+5591+...etc*)si in conturi de disponibil in lei si in valuta la institutii de credit din tara, mai putin dobanda incasata in cont(ct.5121+5124+5583+559+...etc*)-TOTAL(rd17+18) din care: | 16 | | |
| 17 | TOTAL(RD.01+04+07+10+13+16) | 17 | 22535 | 17436 |

Nota:
*)Alte conturi de disponibil in lei din trezorerie sau disponibil in lei si valuta din institutiile de credit, al caror sold provine din finantarea bugetara (ct.770).

Conducatorul institutiei

CATALIN CHERECHES


 Conducatorul compartimentului
 CARMEN POP

PLATI RESTANTE

la data de 30.06.2012

Cod 40

-lei-

| Denumirea indicatorilor | Nr. rand | Sold la inceputul anului | Sold la finele perioadei |
|---|----------|--------------------------|--------------------------|
| A | B | 1 | 1 |
| PLATI RESTANTE-TOTAL (rd.07+12+27+32+37+42+47)=(rd.150+300),din care: | 01 | 254663 | 0 |
| -peste 90 de zile (rd.9+14+29+34+39+44+47.3)=(rd.153+303) | 04 | 254663 | 0 |
| Plati restante catre furnizori, creditorii din operatii comerciale (ct.401, ct.403, ct.404 ct.405+462) (rd.07.1+08+09+10+11)=(rd.160+310) din care: | 07 | 254663 | 0 |
| -peste 90 de zile din care:=(rd.163+313) | 09 | 254663 | 0 |
| PLATI RESTANTE-TOTAL SECTIUNEA DE FUNCTIONARE (rd.160+170+240+250+270+280+290), din care: | 150 | 254663 | 0 |
| -peste 90 de zile (rd. 163+173+243+253+273+283+293) | 153 | 254663 | 0 |
| Plati restante catre furnizori, creditorii din operatii comerciale (ct.401, ct.403, 462) (rd.161+162+163+165+166) din care: | 160 | 254663 | 0 |
| -peste 90 de zile din care: | 163 | 254663 | 0 |

*) completeaza cu urmatoarele coduri:

40 - pentru total plati restante;

41 - pentru plati restante din bugetul de stat;

42 - pentru plati restante din bugetele locale;

43 - pentru plati restante din bugetul asigurarilor sociale de stat;

44 - pentru plati restante din bugetul asigurarilor pentru somaj;

45 - pentru plati restante din bugetul Fondului national unic de asigurari sociale de sanatate;

46 - pentru plati restante din credite externe;

47 - pentru plati restante din credite interne;


48 - pentru plati restante din fonduri externe nerambursabile;

49 - pentru plati restante ale institutiilor publice finantate integral sau partial din venituri proprii / activitati finantate integral din venituri proprii;

50- pentru plati restante din fonduri în afara butelor locale

Conducatorul institutiei

CATALIN CHERECHES

Conducatorul compartimentului
financiar-contabil
CARMEN POP

PLATI RESTANTEla data de **30.06.2012**

-lei-

Cod 49

| Denumirea indicatorilor | Nr. rand | Sold la inceputul anului | Sold la finele perioadei |
|---|----------|--------------------------|--------------------------|
| A | B | 1 | 2 |
| PLATI RESTANTE-TOTAL (rd.07+12+27+32+37+42+47)=(rd.150+300),din care: | 01 | 254,663 | |
| -peste 90 de zile (rd.9+14+29+34+39+44+47.3)=(rd.153+303) | 04 | 254,663 | |
| Plati restante catre furnizori, creditorii din operatii comerciale (ct.401, ct.403, ct.404 ct.405+462) (rd.07.1+08+09+10+11)=(rd.160+310) din care: | 07 | 254,663 | |
| -peste 90 de zile din care:=(rd.163+313) | 09 | 254,663 | |
| PLATI RESTANTE-TOTAL SECTIUNEA DE FUNCTIONARE (rd.160+170+240+250+270+280+290), din care: | 150 | 254,663 | |
| -peste 90 de zile (rd. 163+173+243+253+273+283+293) | 153 | 254,663 | |
| Plati restante catre furnizori, creditorii din operatii comerciale (ct.401, ct.403, 462) (rd.161+162+163+165+166) din care: | 160 | 254,663 | |
| -peste 90 de zile din care: | 163 | 254,663 | |

*) Se completeaza cu urmatoarele coduri:

- 40 - pentru total plati restante;
- 41 - pentru plati restante din bugetul de stat;
- 42 - pentru plati restante din bugetele locale;
- 43 - pentru plati restante din bugetul asigurarilor sociale de stat;
- 44 - pentru plati restante din bugetul asigurarilor pentru somaj;
- 45 - pentru plati restante din bugetul Fondului national unic de asigurari sociale de sanatate;
- 46 - pentru plati restante din credite externe;
- 47 - pentru plati restante din credite interne;
- 48 - pentru plati restante din fonduri externe nerambursabile;
- 49 - pentru plati restante ale institutiilor publice finantate integral sau partial din venituri proprii / activitati finantate integral din venituri proprii;
- 50- pentru plati restante din fonduri în afara butelor locale

Conducatorul institutiei

CATALIN CHERECHES

Conducatorul compartimentului
financiar-contabil
CARMEN POP

SITUATIA
unor indicatori referitori la protecția copilului și a persoanelor cu handicap

la data de 30.06.2012

Cod 08


| Denumire | Cod rand | Numar |
|---|----------|-------|
| Copii aflați în familii substitutive *) | 001 | |
| Copii protejați în: | 002 | |
| Centre de plasament | 003 | |
| Centre de îngrijire de zi | 004 | |
| Centre maternale **) | 005 | |
| Persoane cu handicap instituționalizate în unități de protecție | 006 | |
| Asistenți personali pentru persoanele cu handicap | 007 | 254 |
| Indemnizații lunare alocate persoanelor cu handicap grav | 008 | |

*) La asistenții maternali angajați ai serviciilor publice, la rude până la gr. IV inclusiv, la alte familii și persoane, încredințați în vederea adopției.

***) Coloana „Număr” se va completa cu numărul de cupluri mamă-copil.

Conducatorul institutiei

CATALIN CHERECHES



**Conducatorul compartimentului
financiar-contabil
CARMEN POP**

SITUATIA ACTIVELOR SI DATORIILOR INSTITUTIILOR PUBLICE
 DIN ADMINISTRATIA LOCALA

Cod 18

la data de 30.06.2012

-lei-

| Nr. rand | | Cod rand | Sold la inceputul anului | Sold la sfarsitul perioadei |
|----------|---|----------|--------------------------|-----------------------------|
| A | B | C | 1 | 2 |
| | Numerar in lei in casieria institutiilor publice locale si ale institutiilor publice de subordonare locala, (ct.5311) | 4 | | 32414 |
| | Disponibilitati in lei ale institutiilor publice locale si ale institutiilor publice de subordonare locala, la trezorerii (Ct.510+5121+5125+5151+5161+5171+5211+528+5292+5294+5299+550+551+552+553+554+555+556+5581+5582+560+561+562) din care: | 5 | 1488811 | 6543382 |
| | Fonduri externe nerambursabile preaderare | 6 | 14 | |
| | Total (in baze cash) (rd.04+05) | 8 | 1488811 | 6575796 |
| | Total (in baze accrual) (rd.08+09) | 10 | 1488811 | 6575796 |
| | Excedentele cumulate ale bugetelor locale (ct.5212+5213) | 11 | 929357 | 795995 |
| | Total (in baze cash) (rd.11) | 13 | 929357 | 795995 |
| | Total (in baze accrual) (rd.13+14) | 15 | 929357 | 795995 |
| | Avansuri de trezorerie, acordate in lei (ct. 542) | 22 | | 260 |
| | Alte valori (ct.532) | 23 | 109717 | 58208 |
| | Disponibilitati ale institutiilor publice locale si ale institutiilor de subordonare locala la institutiile de credit rezidente (ct.5121+5124+5125+5131+5132+5151+5152+5161+5162+5171+5172+550+5601) din care: | 32 | 261738 | 310635 |
| | Fonduri externe nerambursabile postaderare | 34 | 101789 | 137353 |
| | Total (in baze cash) (rd.32+35) | 36 | 261738 | 310635 |
| | Total (in baze accrual)(rd.36+37) | 38 | 261738 | 310635 |
| | Depozite ale institutiilor publice la institutiile de credit rezidente (ct. 5153 +5602) | 39 | | |
| | Total (in baze accrual)(rd.39+40) | 41 | | |
| | Disponibilitati ale institutiilor publice aflate la alti rezidenti (terti) (ct.461+2678) | 51 | 16306 | 17436 |
| | Total (in baze cash)(rd.51) | 52 | 16306 | 17436 |
| | Actiuni necotate detinute de autoritatile locale la operatorii economici (ct.2602-2961) (S11) | 131 | 2302691 | 2409940 |
| | Total (la valoarea contabila neta | 134 | 2302691 | 2409940 |

| | | | | |
|---|---|-----|----------|----------|
| | (la valoarea de intrare mai putin ajustarile cumulate pentru pierderea de valoare)(rd.131+132+133) | | | |
| 1 | Creante comerciale necurente legate de livrari de bunuri si servicii de catre autoritatile locale sau de institutiile subordonate acestora (ct.4112+4118+4612-4912-4962).Total (rd.158+159+160+164) din care: | 157 | 2272313 | 2061640 |
| | -de la populatie | 158 | 1968354 | 1454357 |
| | -de la operatori economici (S11), | 159 | 303959 | 607283 |
| | Creante comerciale curente legate de livrari de bunuri si servicii de catre autoritatile locale sau de institutiile subordonate acestora(ct.232+234+409+4111+4118+4 13+418+4611-4911-4961). Total (rd.166+167+168+172) din care de la: | 165 | 8937762 | 9425345 |
| | -de la populatie | 166 | 3192823 | 1921760 |
| | -de la operatori economici (S11), | 167 | 4981700 | 6197085 |
| | -de la institutiile publice, din care: (rd.169+170+171) | 168 | 763239 | 1306500 |
| | - Asigurari sociale (S1314) | 171 | 763239 | 1306500 |
| 1 | Creante ale bugetului local (ct.464-497). Total (rd.177+178+179+183), din care: | 176 | 37502675 | 65360931 |
| | -de la populatie | 177 | 13821518 | 17976404 |
| | -de la operatori economici (S11), | 178 | 23681157 | 47384527 |
| | Total creante (rd.176+184) | 185 | 37502675 | 65360931 |
| | Sume de primit de la Autoritatea de Certificare si Plata, Autoritatilor de Management si Agentiile de Plati reprezentand fonduri externe nerambursabile postaderare(ct.4583.1) | 191 | 187604 | 109518 |
| | Sume de primit de la Autoritatea de Certificare si Plata, Autoritatilor de Management si Agentiile de Plati reprezentand fonduri de la bugetul de stat (ct.4583.2) | 192 | 49522 | 64311 |
| | Sume de primit de la Comisia Europeana/alii donatori reprezentând venituri ale bugetului general consolidat - INSTRUMENTE STRUCTURALE, FONDURI PENTRU AGRICULTURA SI ALTE FONDURI (ct.4505). Total din care:(rd.195+196) | 194 | 273265 | 554817 |
| | Sume de primit de la Comisia Europeana/alti donatori reprezentând venituri ale bugetului general consolidat-INSTRUMENTE STRUCTURALE, FONDURI PENTRU AGRICULTURA SI ALTE FONDURI-bugetul local (ct.4505.4) | 195 | 273265 | 554817 |
| 1 | Sume datorate tertilor reprezentand garantii si cautiuni aflate in | 203 | 7447 | 8032 |


| | | | |
|--|-------|----------|----------|
| conturile institutiilor publice (ct.4281+ 462). Total (rd.204+205+206) din care : | | | |
| - salariatilor (S143) | 204 | 7447 | 8032 |
| Sume primite din excedentul anului precedent pentru acoperirea golurilor temporare de casa (ct.5197) | 267.1 | | 133363 |
| Total (in baze cash) (rd.262+266+267+267.1) | 268 | | 133363 |
| Total (in baze accrual) (cash+dobanzi) (rd.268+274) | 275 | | 133363 |
| Credite pe termen lung primite (contractate, garantate, asimilate, etc.) de institutiile publice locale (ct.1622+1632+1642+1672). Total (rd.287+288+289+289.1) din care acordate de: | 286 | 46831270 | 45326962 |
| -Institutiile de credit rezidente (S122) | 287 | 46831270 | 45326962 |
| Total (in baze cash) (rd.286) | 290 | 46831270 | 45326962 |
| Total (in baze accrual) (cash+dobanzi) (rd.290+295) | 296 | 46831270 | 45326962 |
| Datorii comerciale necurente legate de livrari de bunuri si servicii (ct.401+403+404+ 405+4622). Total (rd.313+314+318+319) din care catre: | 312 | 2102482 | 11975 |
| -Operatori economici (S11) | 313 | 2102482 | 11975 |
| Datorii comerciale curente legate de livrari de bunuri si servicii (ct.401+403+404+ 405+408 +419 +4621).Total (rd.321+322+326+327) din care catre: | 320 | 5063064 | 5386288 |
| -Operatori economici (S11) | 321 | 5063064 | 5386288 |
| Datoriile institutiilor publice din administratia locala catre bugete (ct.4423+ 431+437+4428 +444+446+4481) | 331 | 4380954 | 5686399 |
| Salariile angajatilor (ct 421+423+426 +4271+ 4273 +4281) | 332 | 4708035 | 5288474 |
| Alte drepturi cuvenite altor categorii de persoane (ct.4272 + 4273+429+438) | 333 | 31893 | 158821 |
| Total (rd.331+332+333+334) | 335 | 9120882 | 11133694 |
| Plati restante ale institutiilor publice din administratia locala (reprezentând datorii neachitate la termen) din operatiuni comerciale (ct.401+403+404+405+462). Total (rd.346.1+347+351+352), din care catre: | 346 | 254663 | |
| Operatori economici (S11) | 346.1 | 254663 | |
| Total (rd.346+353+354+355+356+360+364) | 375 | 254663 | |

Nota

| Sectoarele si subsectoarele definite conform Sistemului European de Conturi (SEC' 95) | Denumire utilizator in Anexa 40 | Cod SEC'95 |
|--|-----------------------------------|------------|
| Societati nefinanciare | Operatori economici | S.11 |
| Societati financiare | | S.12 |
| Banca centrala | B.N.R. | S.121 |
| Alte institutii financiare monetare | Institutii de credit rezidentiale | S.122 |
| Alti intermediari financiari, exclusiv societatile de asigurare si fondurile de pensii | Alti rezidenti | S.123 |
| Auxiliari financiari | Alti rezidenti | S.124 |
| Societati de asigurare si fonduri de pensii | Alti rezidenti | S.125 |
| Administratii publice | | S.13 |
| Administratia centrala | | S.1311 |
| Administratii locale | | S.1313 |
| Administratii de securitate sociala | | S.1314 |
| Restul lumii | Nerezidenti | S.2 |
| Uniunea europeana | Nerezidenti | S.21 |
| Statele membre ale Uniunii europene | Nerezidenti | S.211 |
| Instituti ale Uniunii europene | Nerezidenti | S.212 |
| Tari terțe si organizatii internationale | Nerezidenti | S.22 |

Conducatorul institutiei



CATALIN CHERECHES


Conducatorul compartimentului

financiar-contabil



CARMEN POP

CONTUL DE EXECUTIE A BUGETULUI LOCAL - VENITURI

la data de 30.06.2012

Cod 20

-lei-

| Denumirea indicatorilor | Cod indicator | Prevederi bugetare | | Drepturi constatate | | | Incasari realizate | Stingeri pe alte cai decat incasari | Drepturi constatate de incasat | | | | | | | | | |
|--|---------------|--------------------|-------------|---------------------|---------------------|-----------------|--------------------|-------------------------------------|--------------------------------|---|---|-------|---|---|---|---|---------|--|
| | | initiale | definitive | Total, din care: | din anii precedenti | din anul curent | | | | | | | | | | | | |
| | | | | | | | | | | 1 | 2 | 3=4+5 | 4 | 5 | 6 | 7 | 8=3-6-7 | |
| A | B | | | | | | | | | | | | | | | | | |
| TOTAL VENITURI (cod 00.02+00.15+00.16+00.17+45.02) | 000102 | 285,949,000 | 149,359,470 | 176,904,889 | 38,043,577 | 138,861,312 | 107,114,693 | 229,420 | 69,560,776 | | | | | | | | | |
| VENITURI PROPRII (cod 00.02-11.02-37.02+00.15+00.16) | 4802 | 129,003,000 | 89,603,360 | 136,629,026 | 37,806,451 | 98,822,575 | 67,012,659 | 229,420 | 69,386,947 | | | | | | | | | |
| I. VENITURI CURENTE (cod 00.03+00.12) | 0002 | 244,938,000 | 127,560,360 | 174,548,774 | 37,806,451 | 136,742,323 | 104,932,407 | 229,420 | 69,386,947 | | | | | | | | | |
| A. VENITURI FISCALE (cod 00.04+06.02+00.09+00.10+00.11) | 0003 | 191,139,000 | 117,405,500 | 152,462,584 | 30,045,133 | 122,417,451 | 97,393,298 | 224,678 | 54,844,608 | | | | | | | | | |
| A1. IMPOZIT PE VENIT, PROFIT SI CASTIGURI DIN CAPITAL (cod 00.05+00.06+00.07) | 0004 | 63,816,000 | 40,261,000 | 31,128,436 | | 31,128,436 | 31,088,673 | 39,763 | | | | | | | | | | |
| A1.1. IMPOZIT PE VENIT, PROFIT SI CASTIGURI DIN CAPITAL DE LA PERSOANE JURIDICE (cod 01.02) | 0005 | 390,000 | 390,000 | 408,863 | | 408,863 | 369,100 | 39,763 | | | | | | | | | | |
| Impozit pe profit (cod 01.02.01) | 0102 | 390,000 | 390,000 | 408,863 | | 408,863 | 369,100 | 39,763 | | | | | | | | | | |
| Impozit pe profit de la agenti economici | 010201 | 390,000 | 390,000 | 408,863 | | 408,863 | 369,100 | 39,763 | | | | | | | | | | |
| A1.2. IMPOZIT PE VENIT, PROFIT, SI CASTIGURI DIN CAPITAL DE LA PERSOANE FIZICE (cod 03.02+04.02) | 0006 | 63,426,000 | 39,871,000 | 30,719,573 | | 30,719,573 | | | | | | | | | | | | |
| Impozit pe venit (cod 03.02.17+03.02.18) | 0302 | 1,335,000 | 900,000 | 674,349 | | 674,349 | 674,349 | | | | | | | | | | | |
| Impozitul pe veniturile din transferul proprietatilor imobiliare din patrimoniul personal | 030218 | 1,335,000 | 900,000 | 674,349 | | 674,349 | 674,349 | | | | | | | | | | | |
| Cote si sume defalcate din impozitul pe venit (cod 04.02.01+04.02.04) | 0402 | 62,091,000 | 38,971,000 | 30,045,224 | | 30,045,224 | 30,045,224 | | | | | | | | | | | |
| Cote defalcate din impozitul pe venit | 040201 | 61,749,000 | 38,805,000 | 29,883,278 | | 29,883,278 | 29,883,278 | | | | | | | | | | | |
| Sume alocate de consiliul judetean pentru echilibrarea bugetelor locale | 040204 | 342,000 | 166,000 | 161,946 | | 161,946 | 161,946 | | | | | | | | | | | |
| A3. IMPOZITE SI TAXE PE PROPRIETATE (cod 07.02) | 0009 | 38,676,000 | 28,242,500 | 63,820,054 | 22,319,174 | 41,500,880 | 20,986,629 | 97,801 | 42,735,624 | | | | | | | | | |
| Impozite si taxe pe proprietate (07.02.01 la 07.02.03+07.02.50) | 0702 | 38,676,000 | 28,242,500 | 63,820,054 | 22,319,174 | 41,500,880 | 20,986,629 | 97,801 | 42,735,624 | | | | | | | | | |
| Impozit si taxa pe cladiri (cod 07.02.01.01 la 07.02.01.03) | 070201 | 34,721,000 | 25,446,000 | 58,800,611 | 20,610,042 | 38,190,569 | 18,737,176 | 86,532 | 39,976,903 | | | | | | | | | |
| Impozit pe cladiri de la persoane fizice | 07020101 | 8,000,000 | 6,376,000 | 10,256,184 | 3,220,143 | 7,036,041 | 5,146,510 | 30,466 | 5,079,208 | | | | | | | | | |
| Impozit pe cladiri de la persoane juridice | 07020102 | 26,721,000 | 19,070,000 | 48,544,427 | 17,389,899 | 31,154,528 | 13,590,666 | 56,066 | 34,897,695 | | | | | | | | | |
| Impozit si taxa pe teren (cod 07.02.02.01+07.02.02.02+07.02.03) | 070202 | 2,510,000 | 1,691,000 | 4,115,851 | 1,651,960 | 2,463,891 | 1,409,131 | 11,268 | 2,695,452 | | | | | | | | | |
| Impozit pe terenuri de la persoane fizice | 07020201 | 860,000 | 719,000 | 1,248,258 | 418,247 | 830,011 | 605,924 | 4,998 | 637,336 | | | | | | | | | |
| Impozit pe terenuri de la persoane juridice | 07020202 | 1,570,000 | 918,000 | 2,747,439 | 1,202,840 | 1,544,599 | 745,231 | 5,726 | 1,996,482 | | | | | | | | | |

| A | B | 1 | 2 | 3=4+5 | 4 | 5 | 6 | 7 | 8=3-6-7 |
|---|----------|------------|------------|------------|-----------|------------|------------|--------|------------|
| Impozitul pe terenul extravilan")+Restante ani anteriori din impozitul pe terenul agricol- | 17020203 | 80,000 | 54,000 | 120,154 | 30,873 | 89,281 | 57,976 | 544 | 61,634 |
| Taxe judiciare de timbru si alte taxe de timbru | 070203 | 1,444,000 | 1,105,000 | 888,237 | 43,762 | 844,475 | 839,744 | | 48,493 |
| Alte impozite si taxe pe proprietate | 070250 | 1,000 | 500 | 15,355 | 13,410 | 1,945 | 578 | 1 | 14,776 |
| A4.IMPOZITE SI TAXE PE BUNURI SI SERVICII (cod 11.02+12.02+15.02+16.02) | 0010 | 88,258,000 | 48,613,000 | 57,344,719 | 7,705,098 | 49,639,621 | 45,162,804 | 87,114 | 12,094,801 |
| Sume defalcate din TVA (cod 11.02.01+11.02.02+11.02.05 la 11.02.07) | 1102 | 76,062,000 | 38,493,000 | 38,493,000 | | 38,493,000 | 38,493,000 | | |
| Sume defalcate din taxa pe valoarea adaugata pentru finantarea cheltuielilor descentralizate la nivelul judetelor si Municipiului Bucuresti | 110201 | 1,949,000 | 1,462,000 | 1,462,000 | | 1,462,000 | 1,462,000 | | |
| Sume defalcate din taxa pe valoarea adaugata pentru finantarea cheltuielilor descentralizate la nivelul comunelor, oraselor, municipiilor si sectoarelor Municipiului Bucuresti | 110202 | 73,764,000 | 36,882,000 | 36,882,000 | | 36,882,000 | 36,882,000 | | |
| Sume defalcate din taxa pe valoarea adaugata pentru echilibrarea bugetelor locale | 110206 | 349,000 | 149,000 | 149,000 | | 149,000 | 149,000 | | |
| Alte impozite si taxe generale pe bunuri si servicii (cod 12.02.07) | 1202 | 266,000 | 184,000 | 171,716 | 112,190 | 59,526 | 91,374 | 2,257 | 78,085 |
| Taxe hoteliere | 120207 | 266,000 | 184,000 | 171,716 | 112,190 | 59,526 | 91,374 | 2,257 | 78,085 |
| Taxe pe servicii specifice (cod 15.02.01+15.02.50) | 1502 | 82,000 | 48,000 | 174,713 | 132,145 | 42,568 | 41,412 | 5 | 133,296 |
| Impozit pe spectacole | 150201 | 75,000 | 44,000 | 85,948 | 43,380 | 42,568 | 41,412 | 5 | 44,531 |
| Alte taxe pe servicii specifice | 150250 | 7,000 | 4,000 | 88,765 | 88,765 | | | | 88,765 |
| Taxe pe utilizarea bunurilor, autorizarea utilizarii bunurilor sau pe desfasurarea de activitati (cod 16.02.02+16.02.03+16.02.50) | 1602 | 11,848,000 | 9,888,000 | 18,505,290 | 7,460,763 | 11,044,527 | 6,537,018 | 84,852 | 11,883,420 |
| Taxa asupra mijloacelor de transport (cod 16.02.02.01+16.02.02.02) | 160202 | 10,097,000 | 8,515,000 | 17,389,360 | 7,347,841 | 10,041,519 | 5,663,658 | 80,387 | 11,645,315 |
| Taxa asupra mijloacelor de transport detinute de persoane fizice | 16020201 | 5,000,000 | 4,469,000 | 7,873,805 | 2,876,033 | 4,997,772 | 3,022,101 | 33,661 | 4,818,043 |
| Taxa asupra mijloacelor de transport detinute de persoane juridice | 16020202 | 5,097,000 | 4,046,000 | 9,515,555 | 4,471,808 | 5,043,747 | 2,641,557 | 46,726 | 6,827,272 |
| Taxe si tarife pentru eliberarea de licente si autorizatii de functionare | 160203 | 708,000 | 575,000 | 414,418 | | 414,418 | 414,418 | | |
| Alte taxe pe utilizarea bunurilor, autorizarea utilizarii bunurilor sau pe desfasurare de activitati | 160250 | 1,043,000 | 798,000 | 701,512 | 112,922 | 588,590 | 458,942 | 4,465 | 238,105 |
| A6. ALTE IMPOZITE SI TAXE FISCALE | 0011 | 389,000 | 289,000 | 169,375 | 20,861 | 148,514 | 155,192 | | 14,183 |
| Alte impozite si taxe fiscale (cod 18.02.50) | 1802 | 389,000 | 289,000 | 169,375 | 20,861 | 148,514 | 155,192 | | 14,183 |
| Alte impozite si taxe | 180250 | 389,000 | 289,000 | 169,375 | 20,861 | 148,514 | 155,192 | | 14,183 |
| C. VENITURI NEFISCALE (cod 00.13+00.14) | 0012 | 53,799,000 | 10,154,860 | 22,086,190 | 7,761,318 | 14,324,872 | 7,539,109 | 4,742 | 14,542,339 |
| C1. VENITURI DIN PROPRIETATE (cod 30.02+31.02) | 0013 | 5,078,000 | 3,975,360 | 10,497,990 | 124,766 | 10,373,224 | 3,750,536 | 1,376 | 6,746,078 |
| Venituri din proprietate (cod 30.02.01+30.02.03+30.02.05+30.02.08+30.02.50)) | 3002 | 5,078,000 | 3,975,360 | 10,497,990 | 124,766 | 10,373,224 | 3,750,536 | 1,376 | 6,746,078 |
| Varsaminte din profitul net al regiilor autonome, societatiilor si companiilor nationale | 300201 | 180,000 | | 107,116 | | 107,116 | 107,116 | | |

| A | B | 1 | 2 | 3=4+5 | 4 | 5 | 6 | 7 | 8=3-6-7 |
|---|--------|-------------|------------|------------|-----------|------------|------------|-------|-----------|
| Venituri din concesiuni si inchirieri | 390205 | 4,898,000 | 3,975,360 | 10,390,874 | 124,766 | 10,266,108 | 3,643,420 | 1,376 | 6,746,078 |
| C2. VANZARI DE BUNURI SI SERVICII (cod 33.02+34.02+35.02+36.02+37.02) | .4 | 48,721,000 | 6,179,500 | 11,588,200 | 7,636,552 | 3,951,648 | 3,788,573 | 3,366 | 7,796,261 |
| Venituri din prestari de servicii si alte activitati (cod 33.02.08+33.02.10+33.02.12+33.02.24+33.02.27+33.02.28+33.02.50) | 3302 | 2,003,000 | 1,698,500 | 2,681,651 | 1,560,698 | 1,120,953 | 1,205,946 | | 1,475,705 |
| Venituri din prestari de servicii | 330208 | 1,357,000 | 1,130,000 | 646,310 | | 646,310 | 646,310 | | |
| Contributia parintilor sau sustinatorilor legali pentru intretinerea copiilor in crese | 330210 | 266,000 | 196,000 | 149,202 | | 149,202 | 149,202 | | |
| Contributia persoanelor beneficiare ale cantinelor de ajutor social | 330212 | 15,000 | 8,000 | 10,939 | | 10,939 | 10,939 | | |
| Contributia lunara a parintilor pentru intretinerea copiilor in unitatile de protectie sociala | 330227 | 1,000 | 500 | 186 | | 186 | 186 | | |
| Venituri din recuperarea cheltuielilor de judecata, imputatii si despagubiri | 330228 | 109,000 | 109,000 | 1,560,915 | 1,560,698 | 217 | 85,210 | | 1,475,705 |
| Alte venituri din prestari de servicii si alte activitati | 330250 | 255,000 | 255,000 | 314,099 | | 314,099 | 314,099 | | |
| Venituri din taxe administrative, eliberari permise (cod 34.02.02+34.02.50) | 3402 | 1,123,000 | 748,000 | 542,772 | | 542,772 | 542,772 | | |
| Taxe extrajudiciare de timbru | 340202 | 1,123,000 | 748,000 | 542,772 | | 542,772 | 542,772 | | |
| Amenzi, penalitati si confiscari (cod 35.02.01 la 35.02.03+35.02.50) | 3502 | 3,170,000 | 2,526,000 | 7,585,425 | 5,671,325 | 1,914,100 | 1,658,423 | 3,258 | 5,923,744 |
| Venituri din amenzi si alte sanctiuni aplicate potrivit dispozitiilor legale | 350201 | 3,168,000 | 2,524,000 | 7,584,729 | 5,670,629 | 1,914,100 | 1,658,423 | 3,258 | 5,923,048 |
| Penalitati pentru nedepunerea sau depunerea cu intirziere a declaratiei de impozite si taxe | 350202 | | | 696 | 696 | | | | 696 |
| Incasari din valorificarea bunurilor confiscate, abandonate si alte sume constatate odata cu confiscarea potrivit legii | 350203 | 2,000 | 2,000 | | | | | | |
| Diverse venituri (cod 36.02.01+36.02.05+36.02.06+36.02.07+36.02.08+36.02.11+36.02.50) | 3602 | 1,825,000 | 1,207,000 | 778,352 | 404,529 | 373,823 | 381,432 | 108 | 396,812 |
| Taxe speciale | 360206 | 34,000 | 16,000 | 109,604 | 100,752 | 8,852 | 11,481 | 108 | 98,015 |
| Varsaminte din amortizarea mijloacelor fixe | 360207 | 87,000 | 86,000 | 85,069 | | 85,069 | 85,069 | | |
| Alte venituri | 360250 | 1,704,000 | 1,105,000 | 583,679 | 303,777 | 279,902 | 284,882 | | 298,797 |
| Transferuri voluntare, altele decat subventiile (cod 37.02.01+37.02.03+37.02.04+37.02.50) | 3702 | 40,600,000 | | | | | | | |
| Varsaminte din sectiunea de functionare pentru finantarea sectiunii de dezvoltare a bugetului local (cu semnul minus) | 370203 | -59,002,000 | -8,666,890 | -4,489,000 | | -4,489,000 | -4,489,000 | | |
| Varsaminte din sectiunea de functionare | 370204 | 59,002,000 | 8,666,890 | 4,489,000 | | 4,489,000 | 4,489,000 | | |
| Alte transferuri voluntare | 370250 | 40,600,000 | | | | | | | |
| II. VENITURI DIN CAPITAL (cod 39.02) | 0015 | 727,000 | 536,000 | 439,889 | | 439,889 | 439,889 | | |
| Venituri din valorificarea unor bunuri (cod 39.02.01+39.02.03+39.02.04+39.02.07+39.02.10) | 3902 | 727,000 | 536,000 | 439,889 | | 439,889 | 439,889 | | |
| Venituri din vanzarea locuintelor construite din fondurile statului | 390203 | 176,000 | 96,000 | 53,830 | | 53,830 | 53,830 | | |

| A | B | 1 | 2 | 3=4+5 | 4 | 5 | 6 | 7 | 8-3-6-7 |
|--|----------|-------------|-------------|-------------|------------|-------------|-------------|---------|------------|
| Venituri din vanzarea unor bunuri aparținând domeniului privat | 390207 | 200,000 | 200,000 | 267,407 | | 267,407 | 267,407 | | |
| Depozite speciale pentru construcții de locuințe | 390210 | 351,000 | 240,000 | 118,652 | | 118,652 | 118,652 | | |
| III. OPERATIUNI FINANCIARE (cod 40.02) | 0016 | | | 133,363 | | 133,363 | 133,363 | | |
| Incasari din rambursarea imprumuturilor acordate (cod 40.02.06+40.02.07+40.02.10+40.02.11+40.02.13+40.02.14+40.02.50) | 4002 | | | 133,363 | | 133,363 | 133,363 | | |
| Sume din excedentul bugetului local utilizate pentru finantarea cheltuielilor sectiunii de dezvoltare | 400214 | | | 133,363 | | 133,363 | 133,363 | | |
| IV. SUBVENTII (cod 00.18) | 0017 | 772,000 | 737,000 | 680,213 | 49,522 | 630,691 | 615,902 | | 64,311 |
| SUBVENTII DE LA ALTE NIVELE ALE ADMINISTRATIEI PUBLICE (cod 42.02+43.02) | 0018 | 772,000 | 737,000 | 680,213 | 49,522 | 630,691 | 615,902 | | 64,311 |
| Subvent de la bugetul de stat(cod 42.02.01+42.02.031 a 42.02.07+42.02.09+42.02.10+42.02.12 la 42.02.21+42.02.28+42.02.29+42.02.32 la 42.02.37+42.02.40 la 42.02.42+42.02.44 la 42.02.46) | 4202 | 772,000 | 737,000 | 680,213 | 49,522 | 630,691 | 615,902 | | 64,311 |
| Subventii de la bugetul de stat catre bugetele locale necesare sustinerii derularii proiectelor finantate din FEN postaderare | 420220 | 500,000 | 500,000 | 595,040 | 49,522 | 545,518 | 530,729 | | 64,311 |
| Subventii pentru acordarea ajutorului pentru incalzirea locuintei cu lemne, carbuni, combustibili petrolieri | 420234 | 200,000 | 200,000 | 45,256 | | 45,256 | 45,256 | | |
| Subventii din bugetul de stat pentru finantarea sanatatii | 420241 | 72,000 | 37,000 | 39,917 | | 39,917 | 39,917 | | |
| Sume primite de la UE/alti donatori in contul platilor efectuate si prefinantari (cod 45.02.01 la 45.02.05+45.02.07+45.02.08+45.02.15 la 45.02.18) | 4502 | 39,512,000 | 20,526,110 | 1,102,650 | 187,604 | 915,046 | 993,132 | | 109,518 |
| Fondul European de Dezvoltare Regionala (FEDR) | 450201 | 32,512,000 | 15,035,780 | 1,085,150 | 187,604 | 897,546 | 975,632 | | 109,518 |
| Sume primite in contul platilor efectuate in anul curent | 45020101 | 15,498,110 | 11,406,110 | 4,477 | | 4,477 | 4,477 | | |
| Sume primite in contul platilor efectuate in anii anteriori | 45020102 | 3,629,670 | 3,629,670 | 1,214,036 | 187,604 | 1,026,432 | 1,104,518 | | 109,518 |
| Prefinantare | 45020103 | 13,384,220 | | -133,363 | | -133,363 | -133,363 | | |
| Fondul Social European (FSE) | 450202 | 2,000,000 | 2,000,000 | | | | | | |
| Sume primite in contul platilor efectuate in anii anteriori | 45020202 | 2,000,000 | 2,000,000 | | | | | | |
| Fondul de Coeziune (FC) | 450203 | | | 17,500 | | 17,500 | 17,500 | | |
| Prefinantare | 45020303 | | | 17,500 | | 17,500 | 17,500 | | |
| Fondul European Agricol de Dezvoltare Rurala (FEADR) | 450204 | 4,900,000 | 3,440,330 | | | | | | |
| Sume primite in contul platilor efectuate in anul curent | 45020401 | 4,900,000 | 3,440,330 | | | | | | |
| Instrumentul European de Vecinatate si Parteneriat | 450208 | 100,000 | 50,000 | | | | | | |
| Prefinantare | 45020803 | 100,000 | 50,000 | | | | | | |
| VENITURILE SECTIUNII DE FUNCTIONARE (cod 00.02+00.16+00.17+00.30) - TOTAL | 000102 | 186,121,000 | 119,044,470 | 170,059,878 | 37,806,451 | 132,253,427 | 100,443,511 | 229,420 | 69,386,947 |
| VENITURI PROPRII (00.02-11.02-37.02+00.16) | 4802 | 128,189,000 | 88,981,360 | 135,970,705 | 37,806,451 | 98,164,254 | 66,354,338 | 229,420 | 69,386,947 |
| I. VENITURI CURENTE (cod 00.03+00.12) | 0002 | 185,849,000 | 118,807,470 | 169,974,705 | 37,806,451 | 132,168,254 | 100,358,338 | 229,420 | 69,386,947 |
| A. VENITURI FISCALE (cod 00.04+00.09+00.10+00.11) | 0003 | 191,139,000 | 117,405,500 | 152,462,584 | 30,045,133 | 122,417,451 | 97,393,298 | 224,678 | 54,844,608 |
| A1. IMPOZIT PE VENIT, PROFIT SI CASTIGURI DIN CAPITAL (cod 00.05+00.06+00.07) | 0004 | 63,816,000 | 40,261,000 | 31,128,436 | | 31,128,436 | 31,088,673 | 39,763 | |
| A1.1. IMPOZIT PE VENIT, PROFIT SI CASTIGURI DIN | 0005 | 390,000 | 390,000 | 408,863 | | 408,863 | 369,100 | 39,763 | |

| A | B | 1 | 2 | 3=4+5 | 4 | 5 | 6 | 7 | 8=3-6-7 |
|--|----------|------------|------------|------------|------------|------------|------------|--------|------------|
| CAPITAL DE LA PERSOANE JURIDICE (cod 01.02) | | | | | | | | | |
| Impozit pe profit de la agenti economici 1) | .J201 | 390,000 | 390,000 | 408,863 | | 408,863 | 369,100 | 39,763 | |
| A1.2. IMPOZIT PE VENIT, PROFIT, SI CASTIGURI DIN CAPITAL DE LA PERSOANE FIZICE (cod 03.02+04.02) | 0006 | 63,426,000 | 39,871,000 | 30,719,573 | | 30,719,573 | 30,719,573 | | |
| Impozit pe venit (cod 03.02.17+03.02.18) | 0302 | 1,335,000 | 900,000 | 674,349 | | 674,349 | 674,349 | | |
| Impozitul pe veniturile din transferul proprietatilor imobiliare din patrimoniul personal **) | 030218 | 1,335,000 | 900,000 | 674,349 | | 674,349 | 674,349 | | |
| Cote si sume defalcate din impozitul pe venit (cod 04.02.01+04.02.04) | 0402 | 62,091,000 | 38,971,000 | 30,045,224 | | 30,045,224 | 30,045,224 | | |
| Cote defalcate din impozitul pe venit | 040201 | 61,749,000 | 38,805,000 | 29,883,278 | | 29,883,278 | 29,883,278 | | |
| Sume alocate din cotele defalcate din impozitul pe venit pentru echilibrarea bugetelor locale | 040204 | 342,000 | 166,000 | 161,946 | | 161,946 | 161,946 | | |
| A3. IMPOZITE SI TAXE PE PROPRIETATE (cod 07.02) | 0009 | 38,676,000 | 28,242,500 | 63,820,054 | 22,319,174 | 41,500,880 | 20,986,629 | 97,801 | 42,735,624 |
| Impozite si taxe pe proprietate (cod 07.02.01 la 07.02.03+07.02.50) | 0702 | 38,676,000 | 28,242,500 | 63,820,054 | 22,319,174 | 41,500,880 | 20,986,629 | 97,801 | 42,735,624 |
| Impozit si taxa pe cladiri (cod 07.02.01.01+07.02.01.02) | 070201 | 34,721,000 | 25,446,000 | 58,800,611 | 20,610,042 | 38,190,569 | 18,737,176 | 86,532 | 39,976,903 |
| Impozit pe cladiri de la persoane fizice *) | 07020101 | 8,000,000 | 6,376,000 | 10,256,184 | 3,220,143 | 7,036,041 | 5,146,510 | 30,466 | 5,079,208 |
| Impozit si taxa pe cladiri de la persoane juridice *) | 07020102 | 26,721,000 | 19,070,000 | 48,544,427 | 17,389,899 | 31,154,528 | 13,590,666 | 56,066 | 34,897,695 |
| Impozit si taxa pe teren (cod 07.02.02.01+07.02.02.02+07.02.02.03) | 070202 | 2,510,000 | 1,691,000 | 4,115,851 | 1,651,960 | 2,463,891 | 1,409,131 | 11,268 | 2,695,452 |
| Impozit pe terenuri de la persoane fizice *) | 07020201 | 860,000 | 719,000 | 1,248,258 | 418,247 | 830,011 | 605,924 | 4,998 | 637,336 |
| Impozit si taxa pe teren de la persoane juridice *) | 07020202 | 1,570,000 | 918,000 | 2,747,439 | 1,202,840 | 1,544,599 | 745,231 | 5,726 | 1,996,482 |
| Impozitul pe terenul extravilan *)+Restanpe anii anteriori din impozitul pe terenul agricol- | 07020203 | 80,000 | 54,000 | 120,154 | 30,873 | 89,281 | 57,976 | 544 | 61,634 |
| Taxe judiciare de timbru si alte taxe de timbru | 070203 | 1,444,000 | 1,105,000 | 888,237 | 43,762 | 844,475 | 839,744 | | 48,493 |
| Alte impozite si taxe pe proprietate | 070250 | 1,000 | 500 | 15,355 | 13,410 | 1,945 | 578 | 1 | 14,776 |
| A4. IMPOZITE SI TAXE PE BUNURI SI SERVICII (cod 11.02+12.02+15.02+16.02) | 0010 | 88,258,000 | 48,613,000 | 57,344,719 | 7,705,098 | 49,639,621 | 45,162,804 | 87,114 | 12,094,801 |
| Sume defalcate din TVA (cod 11.02.01+11.02.02+11.02.05+11.02.06) | 1102 | 76,062,000 | 38,493,000 | 38,493,000 | | 38,493,000 | 38,493,000 | | |
| Sume defalcate din taxa pe valoarea adaugata pentru finantarea cheltuielilor descentralizate la nivelul judetelor | 110201 | 1,949,000 | 1,462,000 | 1,462,000 | | 1,462,000 | 1,462,000 | | |
| Sume defalcate din taxa pe valoarea adaugata pentru finantarea cheltuielilor descentralizate la nivelul comunelor, ora?elor, municipiilor, sectoarelor si Municipiului Bucure?ti | 110202 | 73,764,000 | 36,882,000 | 36,882,000 | | 36,882,000 | 36,882,000 | | |
| Sume defalcate din taxa pe valoarea adaugata pentru echilibrarea bugetelor locale | 110206 | 349,000 | 149,000 | 149,000 | | 149,000 | 149,000 | | |
| Alte impozite si taxe generale pe bunuri si servicii (cod 12.02.07) | 1202 | 266,000 | 184,000 | 171,716 | 112,190 | 59,526 | 91,374 | 2,257 | 78,085 |
| Taxe hoteliere | 120207 | 266,000 | 184,000 | 171,716 | 112,190 | 59,526 | 91,374 | 2,257 | 78,085 |
| Taxe pe servicii specifice (cod 15.02.01+15.02.50) | 1502 | 82,000 | 48,000 | 174,713 | 132,145 | 42,568 | 41,412 | 5 | 133,296 |
| Impozit pe spectacole | 150201 | 75,000 | 44,000 | 85,948 | 43,380 | 42,568 | 41,412 | 5 | 44,531 |
| Alte taxe pe servicii specifice | 150250 | 7,000 | 4,000 | 88,765 | 88,765 | | | | 88,765 |
| Taxe pe utilizarea bunurilor, autorizarea utilizarii bunurilor sau | 1602 | 11,848,000 | 9,888,000 | 18,505,290 | 7,460,763 | 11,044,527 | 6,537,018 | 84,852 | 11,883,420 |


| A | B | 1 | 2 | 3=4+5 | 4 | 5 | 6 | 7 | 8-3-6-7 |
|---|----------|-------------|------------|------------|-----------|------------|-----------|--------|------------|
| pe desfasurarea de activitati (cod 16.02.02+16.02.03+16.02.50) | | | | | | | | | |
| Impozit pe mijloacele de transport (cod 16.02.02.01+16.02.02.02) | 160202 | 10,097,000 | 8,515,000 | 17,389,360 | 7,347,841 | 10,041,519 | 5,663,658 | 80,387 | 11,645,315 |
| Impozit pe mijloacele de transport detinute de persoane fizice *) | 16020201 | 5,000,000 | 4,469,000 | 7,873,805 | 2,876,033 | 4,997,772 | 3,022,101 | 33,861 | 4,818,043 |
| Impozit pe mijloacele de transport detinute de persoane juridice *) | 16020202 | 5,097,000 | 4,046,000 | 9,515,555 | 4,471,808 | 5,043,747 | 2,641,557 | 46,726 | 6,827,272 |
| Taxe si tarife pentru eliberarea de licente si autorizatii de functionare | 160203 | 708,000 | 575,000 | 414,418 | | 414,418 | 414,418 | | |
| Alte taxe pe utilizarea bunurilor, autorizarea utilizarii bunurilor sau pe desfasurare de activitati | 160250 | 1,043,000 | 798,000 | 701,512 | 112,922 | 588,590 | 458,942 | 4,465 | 238,105 |
| A6. ALTE IMPOZITE SI TAXE FISCALE (cod 18.02) | 0011 | 389,000 | 289,000 | 169,375 | 20,861 | 148,514 | 155,192 | | 14,183 |
| Alte impozite si taxe fiscale (cod 18.02.50) | 1802 | 389,000 | 289,000 | 169,375 | 20,861 | 148,514 | 155,192 | | 14,183 |
| Alte impozite si taxe | 180250 | 389,000 | 289,000 | 169,375 | 20,861 | 148,514 | 155,192 | | 14,183 |
| C. VENITURI NEFISCALE (cod 00.13+00.14) | 0012 | -5,290,000 | 1,401,970 | 17,512,121 | 7,761,318 | 9,750,803 | 2,965,040 | 4,742 | 14,542,339 |
| C1. VENITURI DIN PROPRIETATE (cod 30.02+31.02) | 0013 | 5,078,000 | 3,975,360 | 10,497,990 | 124,766 | 10,373,224 | 3,750,536 | 1,376 | 6,746,078 |
| Venituri din proprietate (cod 30.02.01+30.02.03+30.02.05+30.02.08+30.02.50) | 3002 | 5,078,000 | 3,975,360 | 10,497,990 | 124,766 | 10,373,224 | 3,750,536 | 1,376 | 6,746,078 |
| Varsaminte din profitul net al regiilor autonome, societatiilor si companiilor nationale | 300201 | 180,000 | | 107,116 | | 107,116 | | | |
| Venituri din concesiuni si inchirieri | 300205 | 4,898,000 | 3,975,360 | 10,390,874 | 124,766 | 10,266,108 | 3,643,420 | 1,376 | 6,746,078 |
| C2. VANZARI DE BUNURI SI SERVICII (cod 33.02+34.02+35.02+36.02+37.02) | 0014 | -10,368,000 | -2,573,390 | 7,014,131 | 7,636,552 | -622,421 | -785,496 | 3,366 | 7,796,261 |
| Venituri din prestari de servicii si alte activitati (cod 33.02.08+33.02.10+33.02.12+33.02.24+33.02.27+33.02.28+33.02.50) | 3302 | 2,003,000 | 1,698,500 | 2,681,651 | 1,560,698 | 1,120,953 | 1,205,946 | | 1,475,705 |
| Venituri din prestari de servicii | 330208 | 1,357,000 | 1,130,000 | 646,310 | | 646,310 | 646,310 | | |
| Contributia parintilor sau sustinatorilor legali pentru intretinerea copiilor in crese | 330210 | 266,000 | 196,000 | 149,202 | | 149,202 | 149,202 | | |
| Contributia persoanelor beneficiare ale cantinelor de ajutor social | 330212 | 15,000 | 8,000 | 10,939 | | 10,939 | 10,939 | | |
| Contributia lunara a parintilor pentru intretinerea copiilor in unitatile de protectie sociala | 330227 | 1,000 | 500 | 186 | | 186 | 186 | | |
| Venituri din recuperarea cheltuielilor de judecata, imputatii si despagubiri | 330228 | 109,000 | 109,000 | 1,560,915 | 1,560,698 | 217 | 85,210 | | 1,475,705 |
| Alte venituri din prestari de servicii si alte activitati | 330250 | 255,000 | 255,000 | 314,099 | | 314,099 | 314,099 | | |
| Venituri din taxe administrative, eliberari permise (cod 34.02.02+34.02.50) | 3402 | 1,123,000 | 748,000 | 542,772 | | 542,772 | 542,772 | | |
| Taxe extrajudiciare de timbru | 340202 | 1,123,000 | 748,000 | 542,772 | | 542,772 | 542,772 | | |
| Amenzi, penalitati si confiscari (cod 35.02.01 la 35.02.03+35.02.50) | 3502 | 3,170,000 | 2,526,000 | 7,585,425 | 5,671,325 | 1,914,100 | 1,658,423 | 3,258 | 5,923,744 |
| Venituri din amenzi si alte sanctiuni aplicate potrivit dispozitiilor legale | 350201 | 3,168,000 | 2,524,000 | 7,584,729 | 5,670,629 | 1,914,100 | 1,658,423 | 3,258 | 5,923,048 |

| A | B | 1 | 2 | 3=4+5 | 4 | 5 | 6 | 7 | 8=3-6-7 |
|--|--------|-------------|------------|------------|---------|------------|------------|-----|---------|
| Penalitati pentru nedepunerea sau depunerea cu intirziere a declaratiei de impozite si taxe | 37202 | | | 696 | 696 | | | | 696 |
| Incasari din valorificarea bunurilor confiscate, abandonate si alte sume constatate odata cu confiscarea potrivit legii | 350203 | 2,000 | 2,000 | | | | | | |
| Diverse venituri (cod 36.02.01+36.02.05+36.02.06+36.02.11+36.02.50) | 3602 | 1,738,000 | 1,121,000 | 693,283 | 404,529 | 288,754 | 296,363 | 108 | 396,812 |
| Taxe speciale | 360206 | 34,000 | 16,000 | 109,604 | 100,752 | 8,852 | 11,481 | 108 | 98,015 |
| Alte venituri | 360250 | 1,704,000 | 1,105,000 | 583,679 | 303,777 | 279,902 | 284,882 | | 298,797 |
| Transferuri voluntare, altele decat subventiile (cod 37.02.01+37.02.50) | 3702 | -18,402,000 | -8,666,890 | -4,489,000 | | -4,489,000 | -4,489,000 | | |
| Varsaminte din sectiunea de functionare pentru finantarea sectiunii de dezvoltare a bugetului local (cu semnul minus) | 370203 | -59,002,000 | -8,666,890 | -4,489,000 | | -4,489,000 | -4,489,000 | | |
| Alte transferuri voluntare | 370250 | 40,600,000 | | | | | | | |
| IV. SUBVENTII (cod 00.18) | 0017 | 272,000 | 237,000 | 85,173 | | 85,173 | 85,173 | | |
| SUBVENTII DE LA ALTE NIVELE ALE ADMINISTRATIEI PUBLICE (cod 42.02.21+42.02.28+42.02.32 la 42.02.37+42.02.41+42.02.42+42.02.44 la 42.02.46)) | 0018 | 272,000 | 237,000 | 85,173 | | 85,173 | 85,173 | | |
| Subventii de la bugetul de stat(cod 42.02.01+42.02.03 la 42.02.07+42.02.09+42.02.10+42.02.12 la 42.02.21+42.02.28+42.02.29+42.02.32 la 42.02.37+42.02.40 la 42.02.42+42.02.44 la 42.02.46) | 4202 | 272,000 | 237,000 | 85,173 | | 85,173 | 85,173 | | |
| Subventii pentru acordarea ajutorului pentru incalzirea locuintei cu termne, carbuni, combustibili petroliferi | 420234 | 200,000 | 200,000 | 45,256 | | 45,256 | 45,256 | | |
| Subventii din bugetul de stat pentru finantarea sanatatii | 420241 | 72,000 | 37,000 | 39,917 | | 39,917 | 39,917 | | |
| VENITURILE SECTIUNII DE DEZVOLTARE (00.02+00.15+00.17+40.02+45.02) - TOTAL | 000102 | 99,891,000 | 30,315,000 | 6,845,011 | 237,126 | 6,607,885 | 6,671,182 | | 173,829 |
| VENITURI CURENTE (00.03+00.12) | 4802 | 814,000 | 622,000 | 658,321 | | 658,321 | 658,321 | | |
| VENITURI NEFISCALE (cod 00.14) | 0002 | 59,089,000 | 8,752,890 | 4,574,069 | | 4,574,069 | 4,574,069 | | |
| C2. VANZARI DE BUNURI SI SERVICII (cod 36.02) | 0014 | 59,089,000 | 8,752,890 | 4,574,069 | | 4,574,069 | 4,574,069 | | |
| Diverse venituri (cod 36.02.07+36.02.08) | 3602 | 87,000 | 86,000 | 85,069 | | 85,069 | 85,069 | | |
| Varsaminte din amortizarea mijloacelor fixe | 360207 | 87,000 | 86,000 | 85,069 | | 85,069 | 85,069 | | |
| Transferuri voluntare, altele decat subventiile (cod 37.02.04) | 3702 | 59,002,000 | 8,666,890 | 4,489,000 | | 4,489,000 | 4,489,000 | | |
| Varsaminte din sectiunea de functionare | 370204 | 59,002,000 | 8,666,890 | 4,489,000 | | 4,489,000 | 4,489,000 | | |
| II. VENITURI DIN CAPITAL (cod 39.02) | 0015 | 727,000 | 536,000 | 439,889 | | 439,889 | 439,889 | | |
| Venituri din valorificarea unor bunuri (cod 39.02.01+39.02.03+39.02.04+39.02.07) | 3902 | 727,000 | 536,000 | 439,889 | | 439,889 | 439,889 | | |
| Venituri din vanzarea locuintelor construite din fondurile statului | 390203 | 176,000 | 96,000 | 53,830 | | 53,830 | 53,830 | | |
| Venituri din vanzarea unor bunuri aparinand domeniului privat al statului | 390207 | 200,000 | 200,000 | 267,407 | | 267,407 | 267,407 | | |
| Depozite speciale pentru constructii de locuinte | 390210 | 351,000 | 240,000 | 118,652 | | 118,652 | 118,652 | | |
| III. OPERATIUNI FINANCIARE (cod 40.02) | 0016 | | | 133,363 | | 133,363 | 133,363 | | |
| Incasari din rambursarea imprumuturilor acordate (cod 4002) | 4002 | | | 133,363 | | 133,363 | 133,363 | | |

| A | B | 1 | 2 | 3=4+5 | 4 | 5 | 6 | 7 | 8=3-6-7 |
|---|----------|------------|------------|-----------|---------|-----------|-----------|---|---------|
| 40.02.13+40.02.14) | | | | | | | | | |
| Sume din excedentul bugetului local utilizate pentru finantarea cheltuielilor sectiunii de dezvoltare | 0214 | | | 133,363 | | 133,363 | 133,363 | | |
| IV. SUBVENTII (cod 00.18) | 0017 | 563,000 | 500,000 | 595,040 | 49,522 | 545,518 | 530,729 | | 64,311 |
| SUBVENTII DE LA ALTE NIVELE ALE ADMINISTRATIEI PUBLICE (cod 42.02) | 0018 | 563,000 | 500,000 | 595,040 | 49,522 | 545,518 | 530,729 | | 64,311 |
| Subventii de la bugetul de stat (cod 42.02.21+42.02.28+42.02.32 la 42.02.37+42.02.41+42.02.42+42.02.44 la 42.02.46)) | 4202 | 563,000 | 500,000 | 595,040 | 49,522 | 545,518 | 530,729 | | 64,311 |
| Subventii de la bugetul de stat catre bugetele locale necesare sustinerii denularii proiectelor finantate din FEN postaderare | 420220 | 500,000 | 500,000 | 595,040 | 49,522 | 545,518 | 530,729 | | 64,311 |
| Finantarea lucrărilor de cadastru imobiliar | 420229 | 63,000 | | | | | | | |
| Sume FEN postaderare in contul platilor efectuate si prefinantari (cod 45.02.01 la 45.02.05 +45.02.07+45.02.08+45.02.15+45.02.16+45.02.17+45.02.18) | 4502 | 39,512,000 | 20,528,110 | 1,102,650 | 187,604 | 915,046 | 993,132 | | 109,518 |
| Fondul European de Dezvoltare Regionala (cod 45.02.01.01+45.02.01.02+45.02.01.03) | 450201 | 32,512,000 | 15,035,780 | 1,085,150 | 187,604 | 897,546 | 975,632 | | 109,518 |
| Sume primite în contul platilor efectuate în anul curent | 45020101 | 15,498,110 | 11,406,110 | 4,477 | | 4,477 | 4,477 | | |
| Sume primite în contul platilor efectuate în anii anteriori | 45020102 | 3,629,670 | 3,629,670 | 1,214,036 | 187,604 | 1,026,432 | 1,104,518 | | 109,518 |
| Prefinantare | 45020103 | 13,384,220 | | -133,363 | | -133,363 | -133,363 | | |
| Fondul Social European (cod 45.02.02.01+45.02.02.02+45.02.02.03) | 450202 | 2,000,000 | 2,000,000 | | | | | | |
| Sume primite în contul platilor efectuate în anii anteriori | 45020202 | 2,000,000 | 2,000,000 | | | | | | |
| Fondul de Coeziune (cod 45.02.03.01+45.02.03.02+45.02.03.03) | 450203 | | | 17,500 | | 17,500 | 17,500 | | |
| Prefinantare | 45020303 | | | 17,500 | | 17,500 | 17,500 | | |
| Fondul Agricol de Dezvoltare Rurala (cod 45.02.04.01+45.02.04.02+45.02.04.03) | 450204 | 4,900,000 | 3,440,330 | | | | | | |
| Sume primite în contul platilor efectuate în anul curent | 45020401 | 4,900,000 | 3,440,330 | | | | | | |
| Instrumentul European de Vecinatate si Parteneriat (cod 45.02.08.01+45.02.08.02+45.02.08.03) | 450208 | 100,000 | 50,000 | | | | | | |
| Prefinantare | 45020803 | 100,000 | 50,000 | | | | | | |

Conducatorul institutiei

CATALIN CHERECHES



Conducatorul compartimentului
financiar-contabil
CARMEN POP

18

CONTINUTUL DE EXECUTIE A BUGETULUI LOCAL - CHELTUIELI

la data de 30.06.2012

Cod 21

-lei-

| Denumirea indicatorilor *) | Cod indicator | Credite de angajament | Credite bugetare | | Angajamente bugetare | Angajamente legale | Plati efectuate | Angajamente legale de platit | Cheltuieli efective |
|---|---------------|-----------------------|------------------|-------------|----------------------|--------------------|-----------------|------------------------------|---------------------|
| | | | initiale | definitive | | | | | |
| A | B | 1 | 2 | 3 | 4 | 5 | 6 | 7=5-6 | 8 |
| TOTAL CHELTUIELI (cod 50.02+59.02+63.02+ 70.02+79.02) | 4902 | 55,042,000 | 286,174,000 | 149,584,470 | 211,749,621 | 211,749,621 | 104,013,895 | 107,735,726 | 102,094,658 |
| Partea I-a SERVICII PUBLICE GENERALE (cod 51.02+54.02+55.02+56.02) | 5002 | 500,000 | 17,946,000 | 11,186,000 | 17,515,009 | 17,515,009 | 8,900,200 | 8,614,809 | 8,708,218 |
| Autoritati publice si actiuni externe (cod 51.02.01) | 5102 | 500,000 | 13,077,000 | 7,819,000 | 12,667,009 | 12,667,009 | 6,418,673 | 6,248,336 | 6,222,269 |
| Autoritati executive si legislative (cod 51.02.01.03) | 510201 | 500,000 | 13,077,000 | 7,819,000 | 12,667,009 | 12,667,009 | 6,418,673 | 6,248,336 | 6,222,269 |
| Autoritati executive | 51020103 | 500,000 | 13,077,000 | 7,819,000 | 12,667,009 | 12,667,009 | 6,418,673 | 6,248,336 | 6,222,269 |
| Alte servicii publice generale (cod 54.02.05 la 54.02.07+54.02.10+54.02.50) | 5402 | | 1,368,000 | 1,067,000 | 1,347,000 | 1,347,000 | 665,927 | 681,073 | 675,041 |
| Servicii publice comunitare de evidenta a persoanelor | 540210 | | 668,000 | 367,000 | 659,000 | 659,000 | 307,500 | 351,500 | 316,500 |
| Alte servicii publice generale | 540250 | | 700,000 | 700,000 | 688,000 | 688,000 | 358,427 | 329,573 | 358,541 |
| Tranzactii privind datoria publica si imprumuturi | 5502 | | 3,501,000 | 2,300,000 | 3,501,000 | 3,501,000 | 1,815,600 | 1,685,400 | 1,810,908 |
| Partea a II-a APARARE, ORDINE PUBLICA SI SIGURANTA NATIONALA (60.02+61.02) | 5902 | | 2,640,000 | 1,510,900 | 2,585,305 | 2,585,305 | 942,467 | 1,642,838 | 999,020 |
| Ordine publica si siguranta nationala (61.02.03 +61.02.05+ 61.02.50) | 6102 | | 2,640,000 | 1,510,900 | 2,585,305 | 2,585,305 | 942,467 | 1,642,838 | 999,020 |
| Ordine publica (cod 61.02.03.04) | 610203 | | 2,570,000 | 1,446,050 | 2,524,805 | 2,524,805 | 916,147 | 1,608,658 | 970,984 |
| Politie locala | 61020304 | | 2,570,000 | 1,446,050 | 2,524,805 | 2,524,805 | 916,147 | 1,608,658 | 970,984 |
| Protectie civila si protectia contra incendiilor (protectie civila nonmilitara) | 610205 | | 50,000 | 44,850 | 40,500 | 40,500 | 6,320 | 34,180 | 8,036 |
| Alte cheltuieli in domeniul ordinii publice si sigurantei nationale | 610250 | | 20,000 | 20,000 | 20,000 | 20,000 | 20,000 | | 20,000 |
| Partea a III-a CHELTUIELI SOCIAL-CULTURALE(cod 65.02+66.02+67.02+68.02) | 6302 | 16,098,000 | 122,928,000 | 74,504,570 | 108,984,971 | 108,984,971 | 56,695,705 | 52,289,266 | 60,173,042 |
| Invatamant (cod 65.02.03 la 65.02.05+65.02.07+65.02.11+65.02.50) | 6502 | 10,287,000 | 87,504,000 | 51,078,760 | 74,896,057 | 74,896,057 | 41,747,655 | 33,148,402 | 44,819,728 |
| Invatamant prescolar si primar (65.02.03.01+65.02.03.02) | 650203 | 634,000 | 36,281,920 | 21,129,900 | 34,011,000 | 34,011,000 | 18,404,885 | 15,606,115 | 20,748,017 |
| Invatamant prescolar | 65020301 | 300,000 | 11,667,920 | 6,511,560 | 10,503,290 | 10,503,290 | 5,425,294 | 5,077,996 | 4,997,702 |
| Invatamant primar | 65020302 | 334,000 | 24,614,000 | 14,618,340 | 23,507,710 | 23,507,710 | 12,979,591 | 10,528,119 | 15,750,315 |

| A | B | 1 | 2 | 3 | 4 | 5 | 6 | 7=5-6 | 8 |
|--|----------|------------|------------|------------|------------|------------|------------|------------|------------|
| Invatamant secundar (cod 65.02.04.01 la 65.02.04.03) | 650204 | 9,653,000 | 49,273,080 | 28,486,860 | 38,936,057 | 38,936,057 | 21,903,756 | 17,032,301 | 22,494,656 |
| Invatamant secundar superior | 650204 | 9,653,000 | 49,273,080 | 28,486,860 | 38,936,057 | 38,936,057 | 21,903,756 | 17,032,301 | 22,494,656 |
| Alte cheltuieli in domeniul invatamantului | 650250 | | 1,949,000 | 1,462,000 | 1,949,000 | 1,949,000 | 1,439,014 | 509,986 | 1,577,055 |
| Sanatate (cod 66.02.06+66.02.08+66.02.50) | 6602 | | 2,762,000 | 1,943,710 | 2,721,430 | 2,721,430 | 1,563,819 | 1,157,611 | 1,550,889 |
| Servicii medicale in unitati sanitare cu paturi (cod 66.02.06.01+66.02.03) | 660206 | | 1,300,000 | 1,130,000 | 1,300,000 | 1,300,000 | 945,000 | 355,000 | 945,000 |
| Spitale generale | 66020601 | | 1,300,000 | 1,130,000 | 1,300,000 | 1,300,000 | 945,000 | 355,000 | 945,000 |
| Servicii de sanatate publica | 660208 | | 1,450,000 | 807,110 | 1,409,430 | 1,409,430 | 613,719 | 795,711 | 600,789 |
| Alte cheltuieli in domeniul sanatatii (cod 66.02.50.50) | 660250 | | 12,000 | 6,600 | 12,000 | 12,000 | 5,100 | 6,900 | 5,100 |
| Alte institutii si actiuni sanitare | 66025050 | | 12,000 | 6,600 | 12,000 | 12,000 | 5,100 | 6,900 | 5,100 |
| Cultura, recreere si religie (cod 67.02.03+67.02.05+67.02.06+67.02.50) | 6702 | | 9,357,000 | 8,194,100 | 9,343,201 | 9,343,201 | 5,016,051 | 4,327,150 | 5,002,187 |
| Servicii culturale (cod 67.02.03.02 la 67.02.03.08+67.02.03.12+67.02.03.30) | 670203 | | 2,877,000 | 1,873,700 | 2,877,000 | 2,877,000 | 1,430,550 | 1,446,450 | 1,430,550 |
| Institutii publice de spectacole si concerte | 67020304 | | 2,877,000 | 1,873,700 | 2,877,000 | 2,877,000 | 1,430,550 | 1,446,450 | 1,430,550 |
| Servicii recreative si sportive (cod 67.02.05.01 la 67.02.05.03) | 670205 | | 2,935,000 | 2,775,400 | 2,921,201 | 2,921,201 | 1,582,834 | 1,338,367 | 1,563,464 |
| Sport | 67020501 | | 2,765,000 | 2,605,400 | 2,751,201 | 2,751,201 | 1,491,265 | 1,259,936 | 1,471,598 |
| Tineret | 67020502 | | 170,000 | 170,000 | 170,000 | 170,000 | 91,569 | 78,431 | 91,866 |
| Alte servicii in domeniul culturii, recreerii si religiei | 670250 | | 3,545,000 | 3,545,000 | 3,545,000 | 3,545,000 | 2,002,667 | 1,542,333 | 2,008,173 |
| Asigurari si asistenta sociala (cod 68.02.04 la 68.02.06+68.02.10+68.02.11+68.02.12+68.02.15+68.02.50) | 6802 | 5,811,000 | 23,305,000 | 13,288,000 | 22,024,283 | 22,024,283 | 8,368,180 | 13,656,103 | 8,800,238 |
| Asistenta acordata persoanelor in varsta | 680204 | 80,000 | 931,000 | 589,000 | 906,000 | 906,000 | 415,322 | 490,678 | 398,324 |
| Asistenta sociala in caz de boli si invaliditati (cod 68.02.05.02) | 680205 | | 8,556,000 | 4,165,000 | 8,556,000 | 8,556,000 | 3,957,805 | 4,598,195 | 3,809,432 |
| Asistenta sociala in caz de invaliditate | 68020502 | | 8,556,000 | 4,165,000 | 8,556,000 | 8,556,000 | 3,957,805 | 4,598,195 | 3,809,432 |
| Asistenta sociala pentru familie si copii | 680206 | 210,000 | 1,698,000 | 1,156,000 | 1,469,000 | 1,469,000 | 599,274 | 869,726 | 587,179 |
| Crese | 680211 | 819,000 | 2,272,000 | 1,650,000 | 1,358,000 | 1,358,000 | 642,338 | 715,662 | 654,391 |
| Prevenirea excluderii sociale (cod 68.02.15.01+ 68.02.15.02) | 680215 | 91,000 | 1,466,000 | 876,000 | 1,369,000 | 1,369,000 | 499,945 | 869,055 | 500,789 |
| Ajutor social | 68021501 | | 290,000 | 290,000 | 290,000 | 290,000 | 47,021 | 242,979 | 48,660 |
| Cantine de ajutor social | 68021502 | 91,000 | 1,176,000 | 586,000 | 1,079,000 | 1,079,000 | 452,924 | 626,076 | 452,129 |
| Alte cheltuieli in domeniul asigurarilor si asistentei sociale | 680250 | 4,611,000 | 8,382,000 | 4,852,000 | 8,366,283 | 8,366,283 | 2,263,496 | 6,112,787 | 2,850,123 |
| Partea a IV-a SERVICII SI DEZVOLTARE PUBLICA, LOCUINTE, MEDIU SI APE (cod 70.02+74.02) | 6902 | 19,059,000 | 95,155,000 | 38,699,000 | 46,874,392 | 46,874,392 | 22,041,215 | 24,833,177 | 19,122,132 |
| Locuinte, servicii si dezvoltare publica (cod 70.02.03+70.02.05 la 70.02.07+70.02.50) | 7002 | 18,954,000 | 41,950,000 | 28,594,000 | 34,269,392 | 34,269,392 | 15,250,182 | 19,019,210 | 11,765,064 |
| Locuinte (cod 70.02.03.01+70.02.03.30) | 700203 | 1,514,000 | 1,514,000 | 1,499,000 | 1,434,000 | 1,434,000 | 378,677 | 1,055,323 | 272,357 |
| Dezvoltarea sistemului de locuinte | 70020301 | 1,514,000 | 1,514,000 | 1,499,000 | 1,434,000 | 1,434,000 | 378,677 | 1,055,323 | 272,357 |
| Alimentari cu apa si amenajari hidrotehnice (cod 70.02.05.01+70.02.05.02) | 700205 | 1,335,000 | 1,335,000 | 298,000 | 1,037,000 | 1,037,000 | 49,359 | 987,641 | 47 |
| Alimentare cu apa | 70020501 | 1,335,000 | 1,335,000 | 298,000 | 1,037,000 | 1,037,000 | 49,359 | 987,641 | 47 |

| A | B | 1 | 2 | 3 | 4 | 5 | 6 | 7=5-6 | 8 |
|--|----------|------------|-------------|-------------|-------------|-------------|------------|------------|------------|
| Iluminat public si electrificari rurale | 700206 | 2,800,000 | 7,830,000 | 5,600,000 | 7,780,000 | 7,780,000 | 5,032,186 | 2,747,814 | 1,992,363 |
| Alte servicii in domeniul locuintelor, serviciilor si dezvoltarii comunale | 700207 | 13,305,000 | 31,271,000 | 21,197,000 | - | 24,018,392 | 9,789,960 | 14,228,432 | 9,500,297 |
| Protectia mediului (cod 74.02.03+74.02.05+74.02.06) | 7402 | 105,000 | 53,205,000 | 10,105,000 | 12,605,000 | 12,605,000 | 6,791,033 | 5,813,967 | 7,357,068 |
| Salubritate si gestiunea deseurilor (cod 74.02.05.01+74.02.05.02) | 740205 | 105,000 | 12,605,000 | 10,105,000 | 12,605,000 | 12,605,000 | 6,791,033 | 5,813,967 | 7,347,680 |
| Salubritate | 74020501 | | | | | | | | |
| Colectarea, tratarea si distrugerea deseurilor | 74020502 | 105,000 | 12,500,000 | 10,000,000 | 12,500,000 | 12,500,000 | 6,773,503 | 5,726,497 | 7,327,184 |
| Canalizarea si tratarea apelor reziduale | 740206 | | 40,600,000 | | | 105,000 | 17,530 | 87,470 | 20,496 |
| Partea av-a ACTIUNI ECONOMICE (80.02+81.02+83.02+84.02+87.02) | 7902 | 19,385,000 | 47,505,000 | 23,684,000 | 35,789,944 | 35,789,944 | 15,434,308 | 20,355,636 | 13,092,246 |
| Actiuni generale economice, comerciale si de munca (cod 80.02.01) | 8002 | 645,000 | 645,000 | 645,000 | 644,944 | 644,944 | 152,782 | 492,162 | 98,118 |
| Actiuni generale economice si comerciale (cod 80.02.01.06+80.02.01.09+80.02.01.10+80.02.01.30) | 800201 | 645,000 | 645,000 | 645,000 | 644,944 | 644,944 | 152,782 | 492,162 | 98,118 |
| Alte cheltuieli pentru actiuni economice si comerciale | 80020130 | 645,000 | 645,000 | 645,000 | 644,944 | 644,944 | 152,782 | 492,162 | 98,118 |
| Agricultura, silvicultura, piscicultura si vanatoarea (cod 83.02.03) | 8302 | 6,023,000 | 6,023,000 | 2,109,000 | 5,818,000 | 5,818,000 | 317,642 | 5,500,358 | 19,581 |
| Agricultura (cod 83.02.03.03 + 83.02.03.07 + 83.02.03.30) | 830203 | 6,023,000 | 6,023,000 | 2,109,000 | 5,818,000 | 5,818,000 | 317,642 | 5,500,358 | 19,581 |
| Protectia plantelor si carantina fitosanitara | 83020303 | 1,063,000 | 1,063,000 | 373,000 | 858,000 | 858,000 | 11,404 | 846,596 | 19,581 |
| Alte cheltuieli in domeniul agriculturii | 83020330 | 4,960,000 | 4,960,000 | 1,736,000 | 4,960,000 | 4,960,000 | 306,238 | 4,653,762 | |
| Transporturi (cod 84.02.03+84.02.06+84.02.50) | 8402 | 12,717,000 | 40,837,000 | 20,930,000 | 29,327,000 | 29,327,000 | 14,963,884 | 14,363,116 | 12,974,547 |
| Transport rutier (cod 84.02.03.01 la 84.02.03.03) | 840203 | 12,717,000 | 40,817,000 | 20,920,000 | 29,327,000 | 29,327,000 | 14,963,884 | 14,363,116 | 12,974,547 |
| Drumuri si poduri | 84020301 | 1,000,000 | 1,000,000 | 550,000 | 1,000,000 | 1,000,000 | 2,638 | 997,362 | |
| Transport in comun | 84020302 | 3,166,000 | 8,166,000 | 4,810,000 | 5,000,000 | 5,000,000 | 3,138,907 | 1,861,093 | 2,517,959 |
| Strazi | 84020303 | 8,551,000 | 31,651,000 | 15,560,000 | 23,327,000 | 23,327,000 | 11,822,339 | 11,504,661 | 10,456,588 |
| Alte cheltuieli in domeniul transporturilor | 840250 | | 20,000 | 10,000 | | | | | |
| Excedent (cod 00.01-49.02) | 9802 | | | | | | 3,100,798 | | |
| Deficit(1) (cod 49.02-00.01) | 9902 | | -225,000 | -225,000 | | | | | |
| CHELTUIELILE SECTIUNII DE FUNCTIONARE (cod 50.02+59.02+63.02+70.02+74.02+79.02) | 4902 | | 186,121,000 | 119,044,470 | 184,669,665 | 184,669,665 | 97,781,611 | 86,888,054 | 99,037,538 |
| Partea I-a SERVICII PUBLICE GENERALE (cod 51.02+54.02+55.02+56.02) | 5002 | | 17,206,000 | 10,629,000 | 16,955,009 | 16,955,009 | 8,750,466 | 8,204,543 | 8,459,485 |
| Autoritati publice si actiuni externe (cod 51.02.01) | 5102 | | 12,337,000 | 7,262,000 | 12,107,009 | 12,107,009 | 6,268,939 | 5,838,070 | 5,973,536 |
| Autoritati executive si legislative (cod 51.02.01.03) | 510201 | | 12,337,000 | 7,262,000 | 12,107,009 | 12,107,009 | 6,268,939 | 5,838,070 | 5,973,536 |
| Autoritati executive | 51020103 | | 12,337,000 | 7,262,000 | 12,107,009 | 12,107,009 | 6,268,939 | 5,838,070 | 5,973,536 |
| Alte servicii publice generale (cod 54.02.05 la 54.02.07+54.02.10+54.02.50) | 5402 | | 1,368,000 | 1,067,000 | 1,347,000 | 1,347,000 | 665,927 | 681,073 | 675,041 |
| Servicii publice comunitare de evidenta a persoanelor | 540210 | | 668,000 | 367,000 | 659,000 | 659,000 | 307,500 | 351,500 | 316,500 |

| A | B | 1 | 2 | 3 | 4 | 5 | 6 | 7=5-6 | 8 |
|--|----------|---|-------------|------------|-------------|-------------|------------|------------|------------|
| Alte servicii publice generale | 540250 | | 700,000 | 700,000 | 688,000 | 688,000 | 358,427 | 329,573 | 358,541 |
| Tranzactii privind datoria publica si imprumuturi | 5502 | | 3,501,000 | 2,300,000 | 3,501,000 | 3,501,000 | 1,815,600 | 1,685,400 | 1,810,908 |
| Partea a II-a APARARE, ORDINE PUBLICA SI SIGURANTA NATIONALA (60.02+61.02) | 5902 | | 2,640,000 | 1,510,900 | 2,585,305 | 2,585,305 | 942,467 | 1,642,838 | 960,462 |
| Ordine publica si siguranta nationala (61.02.03 la 61.02.50) | 6102 | | 2,640,000 | 1,510,900 | 2,585,305 | 2,585,305 | 942,467 | 1,642,838 | 960,462 |
| Ordine publica (cod 61.02.03.04) | 610203 | | 2,570,000 | 1,446,050 | 2,524,805 | 2,524,805 | 916,147 | 1,608,658 | 934,142 |
| Politie locala | 61020304 | | 2,570,000 | 1,446,050 | 2,524,805 | 2,524,805 | 916,147 | 1,608,658 | 934,142 |
| Protectie civila si protectia contra incendiilor (protectie civila nonmilitara) | 610205 | | 50,000 | 44,850 | 40,500 | 40,500 | 6,320 | 34,180 | 6,320 |
| Alte cheltuieli in domeniul ordinii publice si sigurantei nationale | 610250 | | 20,000 | 20,000 | 20,000 | 20,000 | 20,000 | 20,000 | 20,000 |
| Partea a III-a CHELTUIELI SOCIAL-CULTURALE(cod 65.02+66.02+67.02+68.02) | 6302 | | 102,659,000 | 64,237,570 | 101,690,971 | 101,690,971 | 55,218,698 | 46,472,273 | 58,951,983 |
| Invatamant (cod 65.02.03 la 65.02.05+65.02.07+65.02.11+65.02.50) | 6502 | | 73,601,000 | 44,691,760 | 72,793,057 | 72,793,057 | 40,822,839 | 31,970,218 | 44,167,996 |
| Invatamant prescolar si primar (65.02.03.01+65.02.03.02) | 650203 | | 33,646,920 | 19,904,900 | 33,269,000 | 33,269,000 | 18,133,007 | 15,135,993 | 20,504,766 |
| Invatamant prescolar | 65020301 | | 10,043,920 | 5,837,560 | 9,913,290 | 9,913,290 | 5,279,494 | 4,633,796 | 4,900,572 |
| Invatamant primar | 65020302 | | 23,603,000 | 14,067,340 | 23,355,710 | 23,355,710 | 12,853,513 | 10,502,197 | 15,604,194 |
| Invatamant secundar (cod 65.02.04.01 la 65.02.04.03) | 650204 | | 38,005,080 | 23,324,860 | 37,575,057 | 37,575,057 | 21,250,818 | 16,324,239 | 22,086,175 |
| Invatamant secundar superior | 65020402 | | 38,005,080 | 23,324,860 | 37,575,057 | 37,575,057 | 21,250,818 | 16,324,239 | 22,086,175 |
| Alte cheltuieli in domeniul invatamantului | 650250 | | 1,949,000 | 1,462,000 | 1,949,000 | 1,949,000 | 1,439,014 | 509,986 | 1,577,055 |
| Sanatate (cod 66.02.06+66.02.08+66.02.50) | 6602 | | 2,262,000 | 1,443,710 | 2,221,430 | 2,221,430 | 1,188,819 | 1,032,611 | 1,175,889 |
| Servicii medicale in unitati sanitare cu paturi (cod 66.02.06.01+66.02.03) | 660206 | | 800,000 | 630,000 | 800,000 | 800,000 | 570,000 | 230,000 | 570,000 |
| Spitale generale | 66020601 | | 800,000 | 630,000 | 800,000 | 800,000 | 570,000 | 230,000 | 570,000 |
| Servicii de sanatate publica | 660208 | | 1,450,000 | 807,110 | 1,409,430 | 1,409,430 | 613,719 | 795,711 | 600,789 |
| Alte cheltuieli in domeniul sanatatii (cod 66.02.50.50) | 660250 | | 12,000 | 6,600 | 12,000 | 12,000 | 5,100 | 6,900 | 5,100 |
| Alte institutii si actiuni sanitare | 66025050 | | 12,000 | 6,600 | 12,000 | 12,000 | 5,100 | 6,900 | 5,100 |
| Cultura, recreere si religie (cod 67.02.03+67.02.05+67.02.06+67.02.50) | 6702 | | 9,357,000 | 8,194,100 | 9,343,201 | 9,343,201 | 5,016,051 | 4,327,150 | 4,998,084 |
| Servicii culturale (cod 67.02.03.02 la 67.02.03.08+67.02.03.12+67.02.03.30) | 670203 | | 2,877,000 | 1,873,700 | 2,877,000 | 2,877,000 | 1,430,550 | 1,446,450 | 1,430,550 |
| Institutii publice de spectacole si concerte | 67020304 | | 2,877,000 | 1,873,700 | 2,877,000 | 2,877,000 | 1,430,550 | 1,446,450 | 1,430,550 |
| Servicii recreative si sportive (cod 67.02.05.01 la 67.02.05.03) | 670205 | | 2,935,000 | 2,775,400 | 2,921,201 | 2,921,201 | 1,582,834 | 1,338,367 | 1,563,464 |
| Sport | 67020501 | | 2,765,000 | 2,605,400 | 2,751,201 | 2,751,201 | 1,491,266 | 1,259,936 | 1,471,598 |
| Tineret | 67020502 | | 170,000 | 170,000 | 170,000 | 170,000 | 91,569 | 78,431 | 91,866 |
| Alte servicii in domeniile culturii, recreerii si religiei | 670250 | | 3,545,000 | 3,545,000 | 3,545,000 | 3,545,000 | 2,002,667 | 1,542,333 | 2,004,070 |
| Asigurari si asistenta sociala (cod 68.02.04 la 68.02.06 +68.02.10+68.02.11+ 68.02.12+68.02.15+68.02.50) | 6802 | | 17,439,000 | 9,908,000 | 17,333,283 | 17,333,283 | 8,190,989 | 9,142,294 | 8,610,014 |
| Asistenta acordata persoanelor in varsta | 680204 | | 851,000 | 509,000 | 826,000 | 826,000 | 336,141 | 489,859 | 319,143 |

| A | B | 1 | 2 | 3 | 4 | 5 | 6 | 7=5-6 | 8 |
|--|----------|------------|-------------|-------------|------------|------------|------------|------------|------------|
| Asistenta sociala in caz de boli si invaliditati (cod68.02.05.02) | 680205 | | 8,556,000 | 4,155,000 | 556,000 | 8,556,000 | 3,957,805 | 4,598,195 | 3,809,432 |
| Asistenta sociala in caz de invaliditate | 68020502 | | 8,556,000 | 4,155,000 | 556,000 | 8,556,000 | 3,957,805 | 4,598,195 | 3,809,432 |
| Asistenta sociala pentru familie si copii | 680206 | | 1,488,000 | 946,000 | 1,469,000 | 1,469,000 | 599,274 | 869,726 | 587,179 |
| Crese | 680211 | | 1,398,000 | 820,000 | 1,358,000 | 1,358,000 | 642,338 | 715,662 | 654,391 |
| Prevenirea excluderii sociale (cod 68.02.15.01+ 68.02.15.02) | 680215 | | 1,375,000 | 845,000 | 1,369,000 | 1,369,000 | 499,945 | 869,055 | 500,789 |
| Ajutor social | 68021501 | | 290,000 | 290,000 | 290,000 | 290,000 | 47,021 | 242,979 | 48,660 |
| Cantine de ajutor social | 68021502 | | 1,085,000 | 555,000 | 1,079,000 | 1,079,000 | 452,924 | 626,076 | 452,129 |
| Alte cheltuieli in domeniul asigurarii si asistentei sociale | 680250 | | 3,771,000 | 2,623,000 | 3,755,283 | 3,755,283 | 2,155,486 | 1,599,797 | 2,739,080 |
| Partea a IV-a SERVICII SI DEZVOLTARE PUBLICA, LOCUINTE, MEDIU SI APE (cod 70.02+74.02) | 6902 | | 35,496,000 | 26,540,000 | 35,338,380 | 35,338,380 | 17,942,653 | 17,395,727 | 17,931,254 |
| Locuinte, servicii si dezvoltare publica (cod 70.02.03+70.02.05 la 70.02.07+70.02.50) | 7002 | | 22,996,000 | 16,540,000 | 22,838,380 | 22,838,380 | 11,169,150 | 11,669,230 | 10,604,070 |
| Iluminat public si electrificari rurale | 700206 | | 5,030,000 | 2,800,000 | 5,030,000 | 5,030,000 | 2,378,690 | 2,651,310 | 1,992,363 |
| Alte servicii in domeniul locuintelor, serviciilor si dezvoltarii comunale | 700250 | | 17,966,000 | 13,740,000 | 17,808,380 | 17,808,380 | 8,790,460 | 9,017,920 | 8,611,707 |
| Protectia mediului (cod 74.02.03+74.02.05+74.02.06) | 7402 | | 12,500,000 | 10,000,000 | 12,500,000 | 12,500,000 | 6,773,503 | 5,726,497 | 7,327,184 |
| Salubritate si gestiunea deseurilor (cod 74.02.05.01+74.02.05.02) | 740205 | | 12,500,000 | 10,000,000 | 12,500,000 | 12,500,000 | 6,773,503 | 5,726,497 | 7,327,184 |
| Salubritate | 74020501 | | 12,500,000 | 10,000,000 | 12,500,000 | 12,500,000 | 6,773,503 | 5,726,497 | 7,327,184 |
| Partea a V-a ACTIUNI ECONOMICE (80.02+81.02+83.02+84.02+87.02) | 7902 | | 28,120,000 | 16,127,000 | 28,100,000 | 28,100,000 | 14,927,327 | 13,172,673 | 12,734,354 |
| Transporturi (cod 84.02.03+84.02.06+84.02.50) | 8402 | | 28,120,000 | 16,127,000 | 28,100,000 | 28,100,000 | 14,927,327 | 13,172,673 | 12,734,354 |
| Transport rutier (cod 84.02.03.01 la 84.02.03.03) | 840203 | | 28,100,000 | 16,117,000 | 28,100,000 | 28,100,000 | 14,927,327 | 13,172,673 | 12,734,354 |
| Transport in comun | 84020302 | | 5,000,000 | 3,700,000 | 5,000,000 | 5,000,000 | 3,138,907 | 1,861,093 | 2,517,373 |
| Strazi | 84020303 | | 23,100,000 | 12,417,000 | 23,100,000 | 23,100,000 | 11,788,420 | 11,311,580 | 10,216,981 |
| Alte cheltuieli in domeniul transporturilor | 840250 | | 20,000 | 10,000 | | | | | |
| Excedent | 9902 | | | | | | 2,661,900 | | |
| Deficit | 9902 | | | -30,540,000 | | | | | |
| CHELTUIELILE SECTIUNII DE DEZVOLTARE (cod 50.02+59.02+63.02+70.02+74.02+79.02) | 4902 | 55,042,000 | 100,053,000 | 30,540,000 | 27,079,956 | 27,079,956 | 6,232,284 | 20,847,672 | 3,057,120 |
| Partea I-a SERVICII PUBLICE GENERALE (cod 51.02+54.02+55.02+56.02) | 5002 | 500,000 | 740,000 | 557,000 | 560,000 | 560,000 | 149,734 | 410,266 | 248,733 |
| Autoritati publice si actiuni externe (cod 51.02.01) | 5102 | 500,000 | 740,000 | 557,000 | 560,000 | 560,000 | 149,734 | 410,266 | 248,733 |
| Autoritati executive si legislative (cod 51.02.01.03) | 510201 | 500,000 | 740,000 | 557,000 | 560,000 | 560,000 | 149,734 | 410,266 | 248,733 |
| Autoritati executive | 51020103 | 500,000 | 740,000 | 557,000 | 560,000 | 560,000 | 149,734 | 410,266 | 248,733 |
| Partea a II-a APARARE, ORDINE PUBLICA SI SIGURANTA NATIONALA (60.02+61.02) | 5902 | | | | | | | | 38,558 |
| Ordine publica si siguranta nationala (61.02.03 la 61.02.50) | 6102 | | | | | | | | 38,558 |
| Ordine publica (cod 61.02.03.04) | 610203 | | | | | | | | 36,842 |

| A | B | 1 | 2 | 3 | 4 | 5 | 6 | 7=5-6 | 8 |
|---|----------|------------|------------|------------|------------|------------|-----------|-----------|-----------|
| Politie locala | 6100304 | | | | | | | | 36,842 |
| Protectie civila si protectia contra incendiilor (protectie civila nonmilitara) | 6100305 | | | | | | | | 1,716 |
| Partea a III-a CHELTUIELI SOCIAL-CULTURALE(cod 65.02+66.02+67.02+68.02) | 6302 | 16,098,000 | 20,269,000 | 10,267,000 | 7,294,000 | 7,294,000 | 1,477,007 | 5,816,993 | 1,221,059 |
| Invatamant (cod 65.02.03+65.02.04+65.02.05+65.02.07+65.02.11+65.02.50) | 6502 | 10,287,000 | 13,903,000 | 6,387,000 | 2,103,000 | 2,103,000 | 924,816 | 1,178,184 | 651,732 |
| Invatamant prescolar si primar (65.02.03.01+65.02.03.02) | 650203 | 634,000 | 2,635,000 | 1,225,000 | 742,000 | 742,000 | 271,878 | 470,122 | 243,251 |
| Invatamant prescolar | 65020301 | 300,000 | 1,624,000 | 674,000 | 590,000 | 590,000 | 145,800 | 444,200 | 97,130 |
| Invatamant primar | 65020302 | 334,000 | 1,011,000 | 551,000 | 152,000 | 152,000 | 126,078 | 25,922 | 146,121 |
| Invatamant secundar (cod 65.02.04.01 la 65.02.04.03) | 650204 | 9,653,000 | 11,268,000 | 5,162,000 | 1,361,000 | 1,361,000 | 652,938 | 708,062 | 408,481 |
| Invatamant secundar superior | 65020402 | 9,653,000 | 11,268,000 | 5,162,000 | 1,361,000 | 1,361,000 | 652,938 | 708,062 | 408,481 |
| Sanatate (cod 66.02.06+66.02.08+66.02.50) | 6602 | | 500,000 | 500,000 | 500,000 | 500,000 | 375,000 | 125,000 | 375,000 |
| Servicii medicale in unitati sanitare cu paturi (cod 66.02.06.01+66.02.03) | 660206 | | 500,000 | 500,000 | 500,000 | 500,000 | 375,000 | 125,000 | 375,000 |
| Spitale generale | 66020601 | | 500,000 | 500,000 | 500,000 | 500,000 | 375,000 | 125,000 | 375,000 |
| Cultura, recreere si religie (cod 67.02.03+67.02.05+67.02.06+67.02.50) | 6702 | | | | | | | | 4,103 |
| Alte servicii in domeniile culturii, recreerii si religiei | 670250 | | | | | | | | 4,103 |
| Asigurari si asistenta sociala (cod 68.02.04+68.02.05+68.02.06 +68.02.10+68.02.11+68.02.12+68.02.15+68.02.50) | 6802 | 5,811,000 | 5,866,000 | 3,380,000 | 4,691,000 | 4,691,000 | 177,191 | 4,513,809 | 190,224 |
| Asistenta acordata persoanelor in varsta | 680204 | 80,000 | 80,000 | 80,000 | 80,000 | 80,000 | 79,181 | 819 | 79,181 |
| Asistenta sociala pentru familie si copii | 680206 | 210,000 | 210,000 | 210,000 | | | | | |
| Crese | 680211 | 819,000 | 874,000 | 830,000 | | | | | |
| Prevenirea excluderii sociale (cod 68.02.15.01+ 68.02.15.02) | 680215 | 91,000 | 91,000 | 31,000 | | | | | |
| Cantine de ajutor social | 68021502 | 91,000 | 91,000 | 31,000 | | | | | |
| Alte cheltuieli in domeniul asigurarilor si asistentei sociale | 680250 | 4,611,000 | 4,611,000 | 2,229,000 | 4,611,000 | 4,611,000 | 98,010 | 4,512,990 | 111,043 |
| Partea a IV-a SERVICII SI DEZVOLTARE PUBLICA, LOCUINTE, MEDIU SI APE (cod 70.02+74.02) | 6902 | 19,059,000 | 59,659,000 | 12,159,000 | 11,536,012 | 11,536,012 | 4,098,562 | 7,437,450 | 1,190,878 |
| Locuinte, servicii si dezvoltare publica (cod 70.02.03+70.02.05+70.02.06+70.02.07+70.02.50) | 7002 | 18,954,000 | 18,954,000 | 12,054,000 | 11,431,012 | 11,431,012 | 4,081,032 | 7,349,980 | 1,160,994 |
| Locuinte (cod 70.02.03.01+70.02.03.30) | 700203 | 1,514,000 | 1,514,000 | 1,499,000 | 1,434,000 | 1,434,000 | 378,677 | 1,055,323 | 272,357 |
| Dezvoltarea sistemului de locuinte | 70020301 | 1,514,000 | 1,514,000 | 1,499,000 | 1,434,000 | 1,434,000 | 378,677 | 1,055,323 | 272,357 |
| Alimentari cu apa si amenajari hidrotehnice (cod 70.02.05.01+70.02.05.02) | 700205 | 1,335,000 | 1,335,000 | 298,000 | 1,037,000 | 1,037,000 | 49,359 | 987,641 | 47 |
| Alimentare cu apa | 70020501 | 1,335,000 | 1,335,000 | 298,000 | 1,037,000 | 1,037,000 | 49,359 | 987,641 | 47 |
| Iluminat public si electrificari rurale | 700206 | 2,800,000 | 2,800,000 | 2,800,000 | 2,750,000 | 2,750,000 | 2,653,496 | 96,504 | |
| Alte servicii in domeniul locuintelor, serviciilor si dezvoltarii | 700250 | 13,305,000 | 13,305,000 | 7,457,000 | 6,210,012 | 6,210,012 | 999,500 | 5,210,512 | 888,590 |

| A | B | 1 | 2 | 3 | 4 | 5 | 6 | 7=5-6 | 8 |
|--|----------|------------|------------|-------------|-----------|-----------|-------------|-----------|---------|
| comunale | | | | | | | | | |
| Protectia mediului (cod 74.02.03+74.02.05+74.02.06) | 7402 | 105,000 | 40,705,000 | 105,000 | 105,000 | 105,000 | 17,530 | 87,470 | 29,884 |
| Saubritate si gestiunea deseurilor (cod 74.02.05.01+74.02.05.02) | 740205 | 105,000 | 105,000 | 105,000 | 105,000 | 105,000 | 17,530 | 87,470 | 20,496 |
| Colectarea, tratarea si distrugerea deseurilor | 74020502 | 105,000 | 105,000 | 105,000 | 105,000 | 105,000 | 17,530 | 87,470 | 20,496 |
| Canalizarea si tratarea apelor reziduale | 740206 | | 40,600,000 | | | | | | 9,388 |
| Partea aV-a ACTIUNI ECONOMICE (80.02+81.02+83.02+84.02+87.02) | 7902 | 19,385,000 | 19,385,000 | 7,557,000 | 7,689,944 | 7,689,944 | 506,981 | 7,182,963 | 357,892 |
| Actiuni generale economice, comerciale si de munca (cod 80.02.01) | 8002 | 645,000 | 645,000 | 645,000 | 644,944 | 644,944 | 152,782 | 492,162 | 98,118 |
| Actiuni generale economice si comerciale (cod 80.02.01.06 + 80.02.01.09+ 80.02.01.10+ 80.02.01.30) | 800201 | 645,000 | 645,000 | 645,000 | 644,944 | 644,944 | 152,782 | 492,162 | 98,118 |
| Alte cheltuieli pentru actiuni economice si comerciale | 80020130 | 645,000 | 645,000 | 645,000 | 644,944 | 644,944 | 152,782 | 492,162 | 98,118 |
| Agricultura, silvicultura, piscicultura si vanatoarea (cod 83.02.03) | 8302 | 6,023,000 | 6,023,000 | 2,109,000 | 5,818,000 | 5,818,000 | 317,642 | 5,500,358 | 19,581 |
| Agricultura (cod 83.02.03.03 + 83.02.03.07+ 83.02.03.30) | 830203 | 6,023,000 | 6,023,000 | 2,109,000 | 5,818,000 | 5,818,000 | 317,642 | 5,500,358 | 19,581 |
| Protectia plantelor si carantina fitosanitara | 83020303 | 1,063,000 | 1,063,000 | 373,000 | 858,000 | 858,000 | 11,404 | 846,596 | 19,581 |
| Alte cheltuieli in domeniul agriculturii | 83020330 | 4,960,000 | 4,960,000 | 1,736,000 | 4,960,000 | 4,960,000 | 306,238 | 4,653,762 | |
| Transporturi (cod 84.02.03+84.02.06+84.02.50) | 8402 | 12,717,000 | 12,717,000 | 4,803,000 | 1,227,000 | 1,227,000 | 36,557 | 1,190,443 | 240,193 |
| Transport rutier (cod 84.02.03.01 la 84.02.03.03) | 840203 | 12,717,000 | 12,717,000 | 4,803,000 | 1,227,000 | 1,227,000 | 36,557 | 1,190,443 | 240,193 |
| Drumuri si poduri | 84020301 | 1,000,000 | 1,000,000 | 550,000 | 1,000,000 | 1,000,000 | 2,638 | 997,362 | |
| Transport in comun | 84020302 | 3,166,000 | 3,166,000 | 1,110,000 | | | | | 586 |
| Sitrazi | 84020303 | 8,551,000 | 8,551,000 | 3,143,000 | 227,000 | 227,000 | 33,919 | 193,081 | 239,607 |
| Deficit | 9902 | | -225,000 | -88,729,470 | | | -91,110,429 | | |

Nota: Se detaliaza pe structura clasificatiei economice (Anexa 7)

Conducatorul institutiei

CATALIN CHERECHES



Conducatorul compartimentului
financiar-contabil
CARMEN POP

CONT . DE EXECUTIE AL INSTITUTIILOR PUBLICE - CHELTUIELI

la data de 30.06.2012

Cod 21 Capitol 5002 Subcapitol

-lei-

| Denumirea indicatorilor *) | Cod indicator | Credite de angajament | Credite bugetare | | Angajamente bugetare | Angajamente legale | Plati efectuate | Angajamente legale de platit | Cheltuieli efective |
|---|---------------|-----------------------|------------------|-------------|----------------------|--------------------|-----------------|------------------------------|---------------------|
| | | | initiale | definitive | | | | | |
| A | B | 1 | 2 | 3 | 4 | 5 | 6 | 7=5-6 | 8 |
| TOTAL CHELTUIELI(SECTIUNEA DE FUNCTIONARE+SECTIUNEA DE DEZVOLTARE) | | 55,042,000 | 286,174,000 | 149,584,470 | 211,749,621 | 211,749,621 | 104,013,895 | 107,735,726 | 102,094,658 |
| SECTIUNEA DE FUNCTIONARE (01+79+84) | | | 186,121,000 | 119,044,470 | 184,669,665 | 184,669,665 | 97,781,611 | 86,888,054 | 99,037,538 |
| CHELTUIELI CURENTE (10+20+30+40+50+51SF+55SF+57+59) | 01 | | 181,240,000 | 116,846,470 | 179,878,330 | 179,878,330 | 95,674,564 | 84,203,766 | 99,037,538 |
| TITLUL I. CHELTUIELI DE PERSONAL (cod 10.01+10.02+10.03) | 10 | | 79,516,000 | 43,876,830 | 79,184,190 | 79,184,190 | 41,049,220 | 38,134,970 | 44,562,531 |
| Cheletuili cu salariile in bani (cod 10.01.01 la 10.01.30) | 1001 | | 61,707,260 | 34,123,010 | 61,381,450 | 61,381,450 | 32,174,053 | 29,207,397 | 35,675,104 |
| Salarii de baza | 100101 | | 55,007,910 | 30,100,560 | 55,007,910 | 55,007,910 | 29,016,221 | 25,991,689 | 30,138,337 |
| Indemnizatie de conducere | 100103 | | 18,500 | 9,000 | 18,500 | 18,500 | 9,000 | 9,500 | |
| Sporuri pentru conditii de munca | 100105 | | 1,151,870 | 569,300 | 1,140,870 | 1,140,870 | 441,999 | 698,871 | 465,318 |
| Alte sporuri | 100106 | | 259,200 | 154,110 | 244,870 | 244,870 | 118,493 | 126,377 | 69,492 |
| Ore suplimentare | 100107 | | | | | | | | 610 |
| Fond pentru posturile ocupate prin cumul | 100110 | | 80,090 | 45,700 | 80,090 | 80,090 | 36,831 | 43,259 | 32,085 |
| Fond aferent platii cu ora | 100111 | | 2,488,790 | 1,659,260 | 2,483,120 | 2,483,120 | 1,539,610 | 943,510 | 1,446,309 |
| Indemnizatii platite unor persoane din afara unitatii | 100112 | | 520,000 | 436,000 | 520,000 | 520,000 | 386,313 | 133,687 | 374,766 |
| Indemnizatii de delegare | 100113 | | 38,100 | 23,700 | 33,100 | 33,100 | 1,865 | 31,235 | 1,866 |
| Alte drepturi salariale in bani | 100130 | | 2,142,800 | 1,125,380 | 1,852,990 | 1,852,990 | 623,721 | 1,229,269 | 3,146,321 |
| Contributii (cod 10.03.01 la 10.03.06) | 1003 | | 17,808,740 | 9,753,820 | 17,802,740 | 17,802,740 | 8,875,167 | 8,927,573 | 8,887,427 |
| Contributii de asigurari sociale de stat | 100301 | | 13,082,010 | 7,093,660 | 13,082,010 | 13,082,010 | 6,634,018 | 6,447,992 | 6,756,313 |
| Contributii de asigurari de somaj | 100302 | | 377,420 | 207,710 | 377,420 | 377,420 | 154,143 | 223,277 | 158,460 |
| Contributii de asigurari sociale de sanatate | 100303 | | 3,336,510 | 1,807,770 | 3,336,510 | 3,336,510 | 1,647,466 | 1,689,044 | 1,661,283 |
| Contributii pentru asigurari de accidente de munca si boli profesionale | 100304 | | 200,190 | 112,010 | 200,190 | 200,190 | 68,233 | 131,957 | 75,863 |
| Contributii pentru concedii si indemnizatii | 100306 | | 812,610 | 532,650 | 806,610 | 806,610 | 371,307 | 435,303 | 235,508 |
| TITLUL II BUNURI SI SERVICII (cod 20.01 la 20.30) | 20 | | 59,823,000 | 42,599,140 | 59,003,140 | 59,003,140 | 33,069,111 | 25,934,029 | 33,014,098 |
| Bunuri si servicii (cod 20.01.01 la 20.01.30) | 2001 | | 31,006,350 | 23,660,510 | 30,930,240 | 30,930,240 | 17,770,717 | 13,159,523 | 17,775,294 |

| A | B | 1 | 2 | 3 | 4 | 5 | 6 | 7=5-6 | 8 |
|---|--------|---|------------|------------|------------|------------|------------|------------|------------|
| Furnituri de birou | 200101 | | 396,000 | 267,970 | 365,090 | 365,090 | 186,686 | 178,404 | 212,785 |
| Materiale pentru curatenie | 200102 | | 189,010 | 134,880 | 168,010 | 168,010 | 85,989 | 82,021 | 114,004 |
| Incalzit, iluminat si forta motrice | 200103 | | 11,836,820 | 8,883,080 | 11,836,820 | 11,836,820 | 7,521,686 | 4,315,134 | 7,093,239 |
| Apa, canal, salubritate | 200104 | | 14,851,510 | 11,850,830 | 14,851,510 | 14,851,510 | 8,209,298 | 6,642,212 | 8,461,229 |
| Carburanti si lubrifianti | 200105 | | 182,980 | 133,500 | 177,980 | 177,980 | 48,860 | 129,120 | 75,346 |
| Piese de schimb | 200106 | | 29,700 | 22,700 | 28,700 | 28,700 | 12,607 | 16,093 | 16,660 |
| Transport | 200107 | | 342,500 | 229,030 | 341,900 | 341,900 | 171,144 | 170,756 | 125,403 |
| Posta, telecomunicatii, radio, televizor, internet | 200108 | | 648,960 | 399,540 | 638,960 | 638,960 | 310,841 | 328,119 | 309,672 |
| Materiale si prestari de servicii cu caracter functional | 200109 | | 1,572,050 | 1,068,410 | 1,567,450 | 1,567,450 | 807,207 | 760,243 | 935,059 |
| Alte bunuri si servicii pentru intretinere si functionare | 200130 | | 956,820 | 670,590 | 953,820 | 953,820 | 416,399 | 537,421 | 431,897 |
| Reparatii curente | 2002 | | 22,932,450 | 14,595,200 | 22,715,800 | 22,715,800 | 12,434,735 | 10,281,065 | 13,576,679 |
| Hrana (cod 20.03.01+20.03.02) | 2003 | | 1,064,000 | 554,000 | 1,064,000 | 1,064,000 | 482,401 | 581,599 | 488,462 |
| Hrana pentru oameni | 200301 | | 1,064,000 | 554,000 | 1,064,000 | 1,064,000 | 482,401 | 581,599 | 488,462 |
| Medicamente si materiale sanitare (cod 20.04.01 la 20.04.04) | 2004 | | 74,850 | 59,800 | 38,150 | 38,150 | 8,695 | 29,455 | 10,369 |
| Medicamente | 200401 | | 31,600 | 26,700 | 22,350 | 22,350 | 5,425 | 16,925 | 6,223 |
| Materiale sanitare | 200402 | | 28,250 | 21,200 | 9,600 | 9,600 | 1,221 | 8,379 | 1,571 |
| Dezinfectanti | 200404 | | 15,000 | 11,900 | 6,200 | 6,200 | 2,049 | 4,151 | 2,575 |
| Bunuri de natura obiectelor de inventar (cod 20.05.01 la 20.05.30) | 2005 | | 2,166,520 | 1,507,720 | 1,913,320 | 1,913,320 | 1,105,704 | 807,616 | 190,765 |
| Uniforme si echipamente | 200501 | | 39,500 | 39,500 | 37,000 | 37,000 | 26,656 | 10,344 | |
| Lenjerie si accesorii de pat | 200503 | | 65,000 | 53,000 | 43,000 | 43,000 | 22,097 | 20,903 | |
| Alte obiecte de inventar | 200530 | | 2,062,020 | 1,415,220 | 1,833,320 | 1,833,320 | 1,056,951 | 776,369 | 190,765 |
| Deplasari, detasari, transferari (cod 20.06.01+20.06.02) | 2006 | | 128,700 | 103,600 | 122,100 | 122,100 | 37,426 | 84,674 | 36,820 |
| Deplasari interne, detasari, transferari | 200601 | | 97,700 | 73,100 | 93,100 | 93,100 | 28,991 | 64,109 | 28,385 |
| Deplasari in strainatate | 200602 | | 31,000 | 30,500 | 29,000 | 29,000 | 8,435 | 20,565 | 8,435 |
| Carti publicatii si materiale documentare | 2011 | | 40,890 | 31,590 | 31,390 | 31,390 | 9,191 | 22,199 | 7,697 |
| Consultanta si expertiza | 2012 | | 15,000 | 15,000 | 15,000 | 15,000 | 4,948 | 10,052 | 4,948 |
| Pregatire profesionala | 2013 | | 116,200 | 105,800 | 72,700 | 72,700 | 43,638 | 29,062 | 42,888 |
| Protectia muncii | 2014 | | 45,160 | 30,300 | 25,760 | 25,760 | 7,680 | 18,080 | 7,250 |
| Munitii, furnituri si armament de natura activelor fixe pentru armata | 2015 | | 5,500 | 5,500 | | | | | |
| Cheltuieli judiciare si extrajudiciare derivate din actiuni in reprezentarea intereselor statului, potrivit legii | 2025 | | 96,000 | 71,000 | 95,000 | 95,000 | 30,342 | 64,658 | 30,342 |
| Alte cheltuieli (cod 20.30.01 la 20.30.30) | 2030 | | 2,131,380 | 1,859,120 | 1,979,680 | 1,979,680 | 1,133,634 | 846,046 | 842,584 |
| Reclama si publicitate | 203001 | | 46,800 | 31,800 | 45,000 | 45,000 | 20,004 | 24,996 | 20,004 |
| Protocol si reprezentare | 203002 | | 30,000 | 18,000 | 30,000 | 30,000 | 4,002 | 25,998 | 5,288 |
| Prime de asigurare non-viata | 203003 | | 111,940 | 94,220 | 109,440 | 109,440 | 43,615 | 65,825 | 45,907 |
| Chirii | 203004 | | 129,200 | 126,000 | 128,600 | 128,600 | 102,242 | 26,358 | 102,348 |
| Alte cheltuieli cu bunuri si servicii | 203030 | | 1,813,440 | 1,589,100 | 1,666,640 | 1,666,640 | 963,771 | 702,869 | 669,037 |

| A | B | 1 | 2 | 3 | 4 | 5 | 6 | 7=5-6 | 8 |
|--|--------|------------|-------------|------------|------------|------------|-----------|------------|-----------|
| TITLUL III DOBANZI (cod 30.01+30.02+30.03) | 30 | | 3,501,000 | 2,300,000 | 3,501,000 | 3,501,000 | 1,815,600 | 1,685,400 | 1,810,908 |
| Dobanzi aferente datoriei publice interne (cod 30.01+30.01.02) | 300 | | 3,501,000 | 2,300,000 | 3,501,000 | 3,501,000 | 1,815,600 | 1,685,400 | 1,810,908 |
| Dobanzi aferente datoriei publice interne directe | 300101 | | 3,501,000 | 2,300,000 | 3,501,000 | 3,501,000 | 1,815,600 | 1,685,400 | 1,810,908 |
| TITLUL IV SUBVENTII (cod 40.01 la 40.30) | 40 | | 5,000,000 | 3,700,000 | 5,000,000 | 5,000,000 | 3,138,907 | 1,861,093 | 2,517,373 |
| Subventii pentru acoperirea diferentelor de pret si tarif | 4003 | | 5,000,000 | 3,700,000 | 5,000,000 | 5,000,000 | 3,138,907 | 1,861,093 | 2,517,373 |
| TITLUL VI TRANSFERURI ÎN TRE UNITATI ALE ADMINISTRATIEI PUBLICE (cod 51.01+51.02) | 51 | | 14,891,000 | 9,990,700 | 14,891,000 | 14,891,000 | 6,489,050 | 8,401,950 | 6,489,050 |
| Transferuri curente (cod 51.01.01 la 51.01.49) | 5101 | | 14,891,000 | 9,990,700 | 14,891,000 | 14,891,000 | 6,489,050 | 8,401,950 | 6,489,050 |
| Transferuri catre institutii publice | 510101 | | 14,091,000 | 9,360,700 | 14,091,000 | 14,091,000 | 5,919,050 | 8,171,950 | 5,919,050 |
| Actiuni de sanatate | 510103 | | 800,000 | 630,000 | 800,000 | 800,000 | 570,000 | 230,000 | 570,000 |
| TITLUL VII ALTE TRANSFERURI (cod 55.01+ 55.02) | 55 | | 420,000 | 420,000 | 420,000 | 420,000 | 389,100 | 30,900 | 389,100 |
| Transferuri interne (55.01.18+55.01.54) | 5501 | | 420,000 | 420,000 | 420,000 | 420,000 | 389,100 | 30,900 | 389,100 |
| Alte transferuri curente interne | 550118 | | 420,000 | 420,000 | 420,000 | 420,000 | 389,100 | 30,900 | 389,100 |
| TITLUL IX ASISTENTA SOCIALA (cod 57.02) | 57 | | 9,673,000 | 6,083,700 | 9,673,000 | 9,673,000 | 5,439,375 | 4,233,625 | 6,002,043 |
| Ajutoare sociale (cod 57.02.01 la 57.02.04) | 5702 | | 9,673,000 | 6,083,700 | 9,673,000 | 9,673,000 | 5,439,375 | 4,233,625 | 6,002,043 |
| Ajutoare sociale in numerar | 570201 | | 7,712,000 | 4,615,100 | 7,712,000 | 7,712,000 | 3,995,261 | 3,716,739 | 4,419,748 |
| Ajutoare sociale in natura | 570202 | | 1,961,000 | 1,468,600 | 1,961,000 | 1,961,000 | 1,444,114 | 516,886 | 1,582,295 |
| TITLUL X ALTE CHELTUIELI (cod 59.01 la 59.31) | 59 | | 8,416,000 | 7,876,100 | 8,206,000 | 8,206,000 | 4,284,201 | 3,921,799 | 4,252,435 |
| Burse | 5901 | | 1,108,000 | 1,021,700 | 1,105,000 | 1,105,000 | 442,220 | 662,780 | 442,220 |
| Asociatii si fundatii | 5911 | | 5,138,000 | 4,684,400 | 5,138,000 | 5,138,000 | 2,435,681 | 2,702,319 | 2,403,915 |
| Sustinerea cultelor | 5912 | | 1,963,000 | 1,963,000 | 1,963,000 | 1,963,000 | 1,406,300 | 556,700 | 1,406,300 |
| Despagubiri civile | 5917 | | 207,000 | 207,000 | | | | | |
| OPERATIUNI FINANCIARE (cod 80+81) | 79 | | 4,881,000 | 2,198,000 | 4,881,000 | 4,881,000 | 2,196,712 | 2,684,288 | |
| TITLUL XVI RAMBURSARI DE CREDITE (cod 81.01+81.02) | 81 | | 4,881,000 | 2,198,000 | 4,881,000 | 4,881,000 | 2,196,712 | 2,684,288 | |
| Rambursari de credite interne (cod 81.02.01 la 81.02.05) | 8102 | | 4,881,000 | 2,198,000 | 4,881,000 | 4,881,000 | 2,196,712 | 2,684,288 | |
| Rambursari de credite aferente datoriei publice interne locale | 810205 | | 4,881,000 | 2,198,000 | 4,881,000 | 4,881,000 | 2,196,712 | 2,684,288 | |
| PLATII EFECTUATE ÎN ANII PRECEDENTI SI RECUPERATE ÎN ANUL CURENT (cod 85) | 84 | | | | -89,665 | -89,665 | -89,665 | | |
| TITLUL XVII PLATII EFECTUATE ÎN ANII PRECEDENTI SI RECUPERATE ÎN ANUL CURENT (cod 85.01) | 85 | | | | -89,665 | -89,665 | -89,665 | | |
| Plati efectuate in anii precedenti si recuperate in anul curent | 850101 | | | | -89,665 | -89,665 | -89,665 | | |
| SECTIUNEA DE DEZVOLTARE (cod 51+55+56+70+84) | | 55,042,000 | 100,053,000 | 30,540,000 | 27,079,956 | 27,079,956 | 6,232,284 | 20,847,672 | 3,057,120 |
| TITLUL VI TRANSFER ÎN TRE UNITATI ALE ADMINISTRATIEI PUBLICE (cod 51.02) | 51 | | 500,000 | 500,000 | 500,000 | 500,000 | 375,000 | 125,000 | 375,000 |
| Transferuri de capital (cod 51.02.01 la 51.02.21) | 5102 | | 500,000 | 500,000 | 500,000 | 500,000 | 375,000 | 125,000 | 375,000 |
| Transferuri pentru finantarea investitiilor la spitale | 510212 | | 500,000 | 500,000 | 500,000 | 500,000 | 375,000 | 125,000 | 375,000 |
| TITLUL VII ALTE TRANSFERURI (cod 55.01) | 55 | 606,000 | 836,000 | 423,000 | 538,000 | 538,000 | 123,038 | 414,962 | 117,094 |
| A. Transferuri interne (cod 55.01.03+55.01.08 la | 5501 | 606,000 | 836,000 | 423,000 | 538,000 | 538,000 | 123,038 | 414,962 | 117,094 |


| A | B | 1 | 2 | 3 | 4 | 5 | 6 | 7=5-6 | 8 |
|---|----------|------------|------------|------------|------------|------------|-----------|------------|-----------|
| 55.01.10+55.01.13+55.01.15+55.01.28+55.01.42) | | | | | | | | | |
| Programe ISPA | 55.01.09 | 48,000 | 48,000 | 48,000 | 48,000 | 48,000 | 47,483 | 517 | |
| Investitii | 550112 | 558,000 | 558,000 | 175,000 | 260,000 | 260,000 | 16,008 | 243,992 | |
| Transferuri din bugetul local catre asociatiile de dezvoltare intercomunitara | 550142 | | 230,000 | 200,000 | 230,000 | 230,000 | 59,547 | 170,453 | 117,094 |
| TITLUL VIII PROIECTE CU FINANTARE DIN FONDURI EXTERNE NERAMBURSABILE (FEN) POSTADERARE (cod 56.01 la 56.24) | 56 | 39,422,000 | 39,554,000 | 15,862,000 | 11,386,000 | 11,386,000 | 669,649 | 10,716,351 | 294,762 |
| Programe din Fondul European de Dezvoltare Regionala (FEDR) (cod 56.01.01 la 56.01.03) | 5601 | 34,106,000 | 34,148,000 | 13,839,000 | 6,071,000 | 6,071,000 | 247,140 | 5,823,860 | 245,119 |
| Finantarea nationala | 560101 | 3,838,750 | 3,843,850 | 1,540,850 | 471,850 | 471,850 | 33,784 | 438,066 | 42,746 |
| Finantarea de la Uniunea Europeana | 560102 | 23,771,250 | 23,800,150 | 9,732,150 | 4,692,150 | 4,692,150 | 196,155 | 4,495,995 | 196,373 |
| Cheltuieli neeligibile | 560103 | 6,496,000 | 6,504,000 | 2,566,000 | 907,000 | 907,000 | 17,201 | 889,799 | 6,000 |
| Programe din Fondul Social European (FSE) (cod 56.02.01 la 56.02.03) | 5602 | 20,000 | 110,000 | 100,000 | 110,000 | 110,000 | 88,592 | 21,408 | 19,508 |
| Finantarea de la Uniunea Europeana | 560202 | 20,000 | 20,000 | 10,000 | 20,000 | 20,000 | 2,734 | 17,266 | 19,508 |
| Cheltuieli neeligibile | 560203 | | 90,000 | 90,000 | 90,000 | 90,000 | 85,858 | 4,142 | |
| Programe din Fondul European Agricol de Dezvoltare Rurala (FEADR) (cod 56.04.01 la 56.04.03) | 5604 | 4,960,000 | 4,960,000 | 1,736,000 | 4,960,000 | 4,960,000 | 306,238 | 4,653,762 | |
| Finantarea nationala | 560401 | 800,000 | 800,000 | 280,000 | 800,000 | 800,000 | 45,764 | 754,236 | |
| Finantarea de la Uniunea Europeana | 560402 | 3,200,000 | 3,200,000 | 1,120,000 | 3,200,000 | 3,200,000 | 183,055 | 3,016,945 | |
| Cheltuieli neeligibile | 560403 | 960,000 | 960,000 | 336,000 | 960,000 | 960,000 | 77,419 | 882,581 | |
| Programe Instrumentul European de Vecinatate si Parteneriat (ENPI) (cod 56.08.01 la 56.08.03) | 5608 | 105,000 | 105,000 | 105,000 | 105,000 | 105,000 | 17,530 | 87,470 | 19,707 |
| Finantarea nationala | 560801 | 16,800 | 16,800 | 16,800 | 16,800 | 16,800 | 2,805 | 13,995 | 3,105 |
| Finantarea de la Uniunea Europeana | 560802 | 88,200 | 88,200 | 88,200 | 88,200 | 88,200 | 14,725 | 73,475 | 16,602 |
| Alte programe comunitare finantate in perioada 2007-2013 (cod 56.15.01 la 56.15.03) | 5615 | 231,000 | 231,000 | 82,000 | 140,000 | 140,000 | 10,149 | 129,851 | 10,428 |
| Finantarea de la Uniunea Europeana | 561502 | 231,000 | 231,000 | 82,000 | 140,000 | 140,000 | 10,149 | 129,851 | 10,428 |
| CHELTUIELI DE CAPITAL (cod 71+72+75) | 70 | 15,014,000 | 59,163,000 | 13,755,000 | 14,732,000 | 14,732,000 | 5,140,641 | 9,591,359 | 2,270,264 |
| TITLUL XII ACTIVE NEFINANCIARE (cod 71.01+71.02+71.03) | 71 | 15,014,000 | 59,163,000 | 13,755,000 | 14,732,000 | 14,732,000 | 5,140,641 | 9,591,359 | 2,270,264 |
| Active fixe (inclusiv reparatii capitale)(cod 71.01.01 la 71.01.30) | 7101 | 10,110,000 | 52,254,000 | 9,336,000 | 10,693,000 | 10,693,000 | 4,425,835 | 6,267,165 | 1,848,524 |
| Constructii | 710101 | 6,394,000 | 48,084,000 | 5,875,000 | 7,044,000 | 7,044,000 | 3,473,699 | 3,570,301 | 1,120,508 |
| Masini, echipamente si mijloace de transport | 710102 | 65,000 | 144,000 | 144,000 | 144,000 | 144,000 | 107,958 | 36,042 | 406,115 |
| Mobilier, aparatura birou si alte active corporale | 710103 | 376,000 | 554,000 | 287,000 | 370,000 | 370,000 | 131,574 | 238,426 | 201,751 |
| Alte active fixe | 710130 | 3,275,000 | 3,472,000 | 3,030,000 | 3,135,000 | 3,135,000 | 712,604 | 2,422,396 | 120,150 |
| Reparatii capitale aferente activelor fixe | 7103 | 4,904,000 | 6,909,000 | 4,419,000 | 4,039,000 | 4,039,000 | 714,806 | 3,324,194 | 421,740 |
| TITLUL XVII PLATI EFECTUATE IN ANII PRECEDENTI SI RECUPERATE IN ANUL CURENT (cod 85.01 | 84 | | | | -76,044 | -76,044 | | | |
| TITLUL XVII PLATI EFECTUATE IN ANII PRECEDENTI SI | 85 | | | | -76,044 | -76,044 | | | |

| A | B | 1 | 2 | 3 | 4 | 5 | 6 |
|--|-------|------------|-------------|-------------|-------------|-------------|------------|
| RECUPERATE ÎN ANUL CURENT (cod 85.01) | | | | | | | |
| Plati efectuate in anii precedenti si recuperate in anul curent | 85.02 | | | | -76,044 | -76,044 | |
| TITLUL VI TRANSFERURI ÎN TRE UNITATI ALE ADMINISTRATIEI PUBLICE (cod 51.01+51.02) | 51 | | 15,391,000 | 10,490,700 | 15,391,000 | 15,391,000 | 6,864,050 |
| TITLUL VII ALTE TRANSFERURI (cod 55.01) | 55 | 606,000 | 1,256,000 | 843,000 | 958,000 | 958,000 | 512,138 |
| TITLUL XVI RAMBURSARI DE CREDETE | 81 | | 4,881,000 | 2,198,000 | 4,881,000 | 4,881,000 | 2,196,712 |
| TITLUL XVII PLATI EFECTUATE ÎN ANII PRECEDENTI SI RECUPERATE ÎN ANUL CURENT(cod 85.01) | 84 | | | | -165,709 | -165,709 | |
| TITLUL XVII PLATII EFECTUATE ÎN ANII PRECEDENTI SI RECUPERATE ÎN ANUL CURENT (cod 85.01) | 85 | | | | -165,709 | -165,709 | |
| A. CHELTUIELILE CURENTE (10+20+30+40+50+51+55+56+57+59) | 01 | 40,028,000 | 222,130,000 | 133,631,470 | 192,302,330 | 192,302,330 | 96,842,251 |
| | | | | | | | 99,824,394 |

NOTA: Sumele inscrise in col. 5 "Plati efectuate " cu semnul minus la Titlul 85, art. 85.01 "Plati efectuate din anii precedenti si recuperate in anul curent", se inscriu si pe col. 3 "Angajamente bugetare" si col. 4 "Angajamente legale" la aceiasi cod tot cu semnul minus , astfel incat in col. 6 "Angajamente legale de platit" sa nu fie raportate sume.

Conducatorul institutiei

CATALIN CHERECHES



Conducatorul compartimentului
financiar-contabil
CARMEN POP

(Handwritten signature)

la data de 30.06.2012

Cod 21 Capitol 5402 Subcapitol

-lei-

| Denumirea indicatorilor *) | Cod indicator | Credite de angajament | Credite bugetare | | Angajamente bugetare | Angajamente legale | Plati efectuate | Angajamente legale de platit | Cheltuieli efective |
|--|---------------|-----------------------|------------------|------------|----------------------|--------------------|-----------------|------------------------------|---------------------|
| | | | initiale | definitive | | | | | |
| A | B | 1 | 2 | 3 | 4 | 5 | 6 | 7=5-6 | 8 |
| TOTAL CHELTUIELI(SECTIUNEA DE FUNCTIONARE+SECTIUNEA DE DEZVOLTARE) | | | 1,368,000 | 1,067,000 | 1,347,000 | 1,347,000 | 665,927 | 681,073 | 675,041 |
| SECTIUNEA DE FUNCTIONARE (01+79+84) | | | 1,368,000 | 1,067,000 | 1,347,000 | 1,347,000 | 665,927 | 681,073 | 675,041 |
| CHELTUIELI CURENTE (10+20+30+40+50+51SF+55SF+57+59) | 01 | | 1,368,000 | 1,067,000 | 1,356,000 | 1,356,000 | 674,927 | 681,073 | 675,041 |
| TITLUL I. CHELTUIELI DE PERSONAL (cod 10.01+10.02+10.03) | 10 | | 350,000 | 350,000 | 350,000 | 350,000 | 312,748 | 37,252 | 313,390 |
| Cheltuieli cu salariile in bani (cod 10.01.01 la 10.01.30) | 1001 | | 350,000 | 350,000 | 350,000 | 350,000 | 312,748 | 37,252 | 313,390 |
| Indemnizatii plătite unor persoane din afara unitatii | 100112 | | 350,000 | 350,000 | 350,000 | 350,000 | 312,748 | 37,252 | 313,390 |
| TITLUL II BUNURI SI SERVICII (cod 20.01 la 20.30) | 20 | | 350,000 | 350,000 | 338,000 | 338,000 | 45,679 | 292,321 | 45,151 |
| Bunuri si servicii (cod 20.01.01 la 20.01.30) | 2001 | | 22,000 | 22,000 | 10,000 | 10,000 | 7,590 | 2,410 | 7,590 |
| Furnituri de birou | 200101 | | 10,000 | 10,000 | 10,000 | 10,000 | 7,590 | 2,410 | 7,590 |
| Carburanti si lubrifianti | 200105 | | 2,000 | 2,000 | | | | | |
| Posta, telecomunicatii, radio, televizor, internet | 200108 | | 10,000 | 10,000 | | | | | |
| Bunuri de natura obiectelor de inventar (cod 20.05.01 la 20.05.30) | 2005 | | 20,000 | 20,000 | 20,000 | 20,000 | 558 | 19,442 | |
| Alte obiecte de inventar | 200530 | | 20,000 | 20,000 | 20,000 | 20,000 | 558 | 19,442 | |
| Alte cheltuieli (cod 20.30.01 la 20.30.30) | 2030 | | 308,000 | 308,000 | 308,000 | 308,000 | 37,531 | 270,469 | 37,561 |
| Alte cheltuieli cu bunuri si servicii | 203030 | | 308,000 | 308,000 | 308,000 | 308,000 | 37,531 | 270,469 | 37,561 |
| TITLUL VI TRANSFERURI INTRE UNITATI ALE ADMINISTRATIEI PUBLICE (cod 51.01+51.02) | 51 | | 668,000 | 367,000 | 668,000 | 668,000 | 316,500 | 351,500 | 316,500 |
| Transferuri curente (cod 51.01.01 la 51.01.49) | 5101 | | 668,000 | 367,000 | 668,000 | 668,000 | 316,500 | 351,500 | 316,500 |
| Transferuri catre institutii publice | 510101 | | 668,000 | 367,000 | 668,000 | 668,000 | 316,500 | 351,500 | 316,500 |
| PLATII EFECTUATE IN ANII PRECEDENTI SI RECUPERATE IN ANUL CURENT (cod 85) | 84 | | | | -9,000 | -9,000 | -9,000 | | |
| TITLUL XVII PLATII EFECTUATE IN ANII PRECEDENTI SI RECUPERATE IN ANUL CURENT (cod 85.01) | 85 | | | | -9,000 | -9,000 | -9,000 | | |

| A | B | 1 | 2 | 3 | 4 | 5 | 6 | 7=5-6 | 8 |
|--|--------|---|-----------|-----------|-----------|-----------|---------|---------|---------|
| Plati efectuate in anii precedenti si recuperate in anul curent | 85n*01 | | | | -9,000 | -9,000 | -9,000 | | |
| TITLUL VI TRANSFERURI INTRE UNITATI ALE ADMINISTRATIEI PUBLICE (cod 51.01+51.02) | 51 | | 668,000 | 367,000 | 668,000 | 668,000 | 316,500 | 351,500 | 316,500 |
| TITLUL XVII PLATI EFECTUATE IN ANII PRECEDENTI SI RECUPERATE IN ANUL CURENT(cod 85.01) | 84 | | | | -9,000 | -9,000 | -9,000 | | |
| TITLUL XVII PLATII EFECTUATE ÎN ANII PRECEDENTI SI RECUPERATE ÎN ANUL CURENT (cod 85.01) | 85 | | | | -9,000 | -9,000 | -9,000 | | |
| A. CHELTUIELILE CURENTE (10+20+30+40+50+51+55+56+57+59) | 01 | | 1,368,000 | 1,067,000 | 1,356,000 | 1,356,000 | 674,927 | 681,073 | 675,041 |

NOTA: Sumele inscrise in col. 5 "Plati efectuate " cu semnul minus la Titlul 85, art. 85.01 "Plati efectuate din anii precedenti si recuperate in anul curent", se inscriu si pe col. 3 "Angajamente bugetare" si col. 4 "Angajamente legale" la aceiasi cod tot cu semnul minus , astfel incat in col. 6 "Angajamente legale de platit" sa nu fie raportate sume.

Conducatorul institutiei

CATALIN CHERECHES



Conducatorul compartimentului
financiar-contabil
CARMEN POP

CONȚINUT DE EXECUTIE AL INSTITUTIILOR PUBLICE - CHELTUIELI

la data de 30.06.2012

Cod 21 Capitol 6102 Subcapitol

-lei-

| Denumirea indicatorilor *) | Cod indicator | Credite de angajament | Credite bugetare | | Angajamente bugetare | Angajamente legale | Plati efectuate | Angajamente legale de platit | Cheltuieli efective |
|---|---------------|-----------------------|------------------|------------|----------------------|--------------------|-----------------|------------------------------|---------------------|
| | | | initiale | definitive | | | | | |
| A | B | 1 | 2 | 3 | 4 | 5 | 6 | 7=5-6 | 8 |
| TOTAL CHELTUIELI(SECTIUNEA DE FUNCTIONARE+SECTIUNEA DE DEZVOLTARE) | | | 2,640,000 | 1,510,900 | 2,585,305 | 2,585,305 | 942,467 | 1,642,838 | 999,020 |
| SECTIUNEA DE FUNCTIONARE (01+79+84) | | | 2,640,000 | 1,510,900 | 2,585,305 | 2,585,305 | 942,467 | 1,642,838 | 960,462 |
| CHELTUIELI CURENTE (10+20+30+40+50+51SF+55SF+57+59) | 01 | | 2,640,000 | 1,510,900 | 2,598,300 | 2,598,300 | 955,462 | 1,642,838 | 960,462 |
| TITLUL I. CHELTUIELI DE PERSONAL (cod 10.01+10.02+10.03) | 10 | | 2,200,000 | 1,091,000 | 2,200,000 | 2,200,000 | 776,164 | 1,423,836 | 808,135 |
| Cheltuieli cu salariile in bani (cod 10.01.01 la 10.01.30) | 1001 | | 1,750,000 | 863,000 | 1,750,000 | 1,750,000 | 608,679 | 1,141,321 | 633,403 |
| Salarii de baza | 100101 | | 1,575,000 | 775,000 | 1,575,000 | 1,575,000 | 550,068 | 1,024,932 | 572,754 |
| Sporuri pentru conditii de munca | 100105 | | 100,000 | 50,000 | 100,000 | 100,000 | 38,494 | 61,506 | 40,860 |
| Alte sporuri | 100106 | | 40,000 | 20,000 | 40,000 | 40,000 | 17,290 | 22,710 | 17,355 |
| Indemnizatii de delegare | 100113 | | 20,000 | 10,000 | 20,000 | 20,000 | 104 | 19,896 | 104 |
| Alte drepturi salariale in bani | 100130 | | 15,000 | 8,000 | 15,000 | 15,000 | 2,723 | 12,277 | 2,330 |
| Contributii (cod 10.03.01 la 10.03.06) | 1003 | | 450,000 | 228,000 | 450,000 | 450,000 | 167,485 | 282,515 | 174,732 |
| Contributii de asigurari sociale de stat | 100301 | | 332,000 | 166,000 | 332,000 | 332,000 | 126,852 | 205,148 | 132,297 |
| Contributii de asigurari de somaj | 100302 | | 9,000 | 5,000 | 9,000 | 9,000 | 3,042 | 5,958 | 3,169 |
| Contributii de asigurari sociale de sanatate | 100303 | | 91,000 | 47,000 | 91,000 | 91,000 | 31,617 | 59,383 | 32,932 |
| Contributii pentru asigurari de accidente de munca si boli profesionale | 100304 | | 3,000 | 2,000 | 3,000 | 3,000 | 913 | 2,087 | 952 |
| Contributii pentru concedii si indemnizatii | 100306 | | 15,000 | 8,000 | 15,000 | 15,000 | 5,061 | 9,939 | 5,382 |
| TITLUL II BUNURI SI SERVICII (cod 20.01 la 20.30) | 20 | | 420,000 | 399,900 | 378,300 | 378,300 | 159,298 | 219,002 | 132,327 |
| Bunuri si servicii (cod 20.01.01 la 20.01.30) | 2001 | | 246,600 | 227,950 | 243,000 | 243,000 | 104,812 | 138,188 | 105,891 |
| Furnituri de birou | 200101 | | 18,500 | 17,800 | 18,500 | 18,500 | 3,016 | 15,484 | 6,152 |
| Materiale pentru curatenie | 200102 | | 600 | 600 | | | | | |
| Incalzit, iluminat si forta motrice | 200103 | | 27,500 | 27,500 | 27,500 | 27,500 | 19,902 | 7,598 | 21,459 |
| Apa, canal, salubritate | 200104 | | 3,750 | 3,750 | 3,750 | 3,750 | 1,034 | 2,716 | 787 |
| Carburanti si lubrifianti | 200105 | | 100,950 | 86,000 | 100,950 | 100,950 | 20,574 | 80,376 | 35,346 |

| A | B | 1 | 2 | 3 | 4 | 5 | 6 | 7=5-6 | 8 |
|--|----|---|-----------|-----------|-----------|-----------|---------|-----------|---------|
| TITLUL VII ALTE TRANSFERURI (cod 55.01) | 55 | | 20,000 | 20,000 | 20,000 | 20,000 | 20,000 | | 20,000 |
| TITLUL XVII PLATI EFECTUATE IN ANII PRECEDENTI SI RECUPERATE IN ANUL CURENT(cod 85.01) | 84 | | | | -12,995 | -12,995 | -12,995 | | |
| TITLUL XVII PLATII EFECTUATE IN ANII PRECEDENTI SI RECUPERATE IN ANUL CURENT (cod 85.01) | 85 | | | | -12,995 | -12,995 | -12,995 | | |
| A. CHELTUIELILE CURENTE (10+20+30+40+50+51+55+56+57+59) | 01 | | 2,640,000 | 1,510,900 | 2,598,300 | 2,598,300 | 955,462 | 1,642,838 | 960,462 |

NOTA: Sumele inscrise in col. 5 "Plati efectuate " cu semnul minus la Titlul 85, art. 85.01 "Plati efectuate din anii precedenti si recuperate in anul curent", se inscriu si pe col. 3 "Angajamente bugetare" si col. 4 "Angajamente legale" la acelasi cod tot cu semnul minus , astfel incat in col. 6 "Angajamente legale de platit" sa nu fie raportate sume.

Conducatorul institutiei

CATALIN CHERBESCHES

Conducatorul compartimentului

financiar-contabil

CARMEN POP



CONPLAN DE EXECUTIE AL INSTITUTIILOR PUBLICE - CHELTUIELI

la data de 30.06.2012

Cod 21 Capitol 6502 Subcapitol

-lei-

| Denumirea indicatorilor *) | Cod indicator | Credite de angajament | Credite bugetare | | Angajamente bugetare | Angajamente legale | Plati efectuate | Angajamente legale de platit | Cheltuieli efective |
|---|---------------|-----------------------|------------------|------------|----------------------|--------------------|-----------------|------------------------------|---------------------|
| | | | initiale | definitive | | | | | |
| A | B | 1 | 2 | 3 | 4 | 5 | 6 | 7=5-6 | 8 |
| TOTAL CHELTUIELI(SECTIUNEA DE FUNCTIONARE+SECTIUNEA DE DEZVOLTARE) | | 10,287,000 | 87,504,000 | 51,078,760 | 74,896,057 | 74,896,057 | 41,747,655 | 33,148,402 | 44,819,728 |
| SECTIUNEA DE FUNCTIONARE (01+79+84) | | | 73,601,000 | 44,691,760 | 72,793,057 | 72,793,057 | 40,822,839 | 31,970,218 | 44,167,996 |
| CHELTUIELI CURENTE (10+20+30+40+50+51SF+55SF+57+59) | 01 | | 73,601,000 | 44,691,760 | 72,811,860 | 72,811,860 | 40,841,642 | 31,970,218 | 44,167,996 |
| TITLUL I. CHELTUIELI DE PERSONAL (cod 10.01+10.02+10.03) | 10 | | 59,666,000 | 33,450,720 | 59,351,520 | 59,351,520 | 31,745,017 | 27,606,503 | 35,113,306 |
| Cheltuieli cu salariile in bani (cod 10.01.01 la 10.01.30) | 1001 | | 46,129,260 | 25,963,830 | 45,820,780 | 45,820,780 | 24,842,335 | 20,978,445 | 28,194,673 |
| Salarii de baza | 100101 | | 41,199,910 | 22,991,890 | 41,199,910 | 41,199,910 | 22,538,626 | 18,661,284 | 23,523,509 |
| Indemnizatie de conducere | 100103 | | 18,500 | 9,000 | 18,500 | 18,500 | 9,000 | 9,500 | |
| Sporuri pentru conditii de munca | 100105 | | 150,870 | 80,520 | 139,870 | 139,870 | 33,375 | 106,495 | 26,972 |
| Alte sporuri | 100106 | | 196,200 | 121,440 | 196,200 | 196,200 | 92,539 | 103,661 | 45,121 |
| Ore suplimentare | 100107 | | | | | | | | 610 |
| Fond pentru posturile ocupate prin cumul | 100110 | | 80,090 | 45,700 | 80,090 | 80,090 | 36,831 | 43,259 | 32,085 |
| Fond aferent platii cu ora | 100111 | | 2,488,790 | 1,659,260 | 2,483,120 | 2,483,120 | 1,539,610 | 943,510 | 1,446,309 |
| Indemnizatii de delegare | 100113 | | 5,100 | 3,700 | 3,100 | 3,100 | 130 | 2,970 | 130 |
| Alte drepturi salariale in bani | 100130 | | 1,989,800 | 1,052,320 | 1,699,990 | 1,699,990 | 592,224 | 1,107,766 | 3,119,937 |
| Contributii (cod 10.03.01 la 10.03.06) | 1003 | | 13,536,740 | 7,486,890 | 13,530,740 | 13,530,740 | 6,902,682 | 6,628,058 | 6,918,633 |
| Contributii de asigurari sociale de stat | 100301 | | 10,008,940 | 5,511,780 | 10,008,940 | 10,008,940 | 5,179,373 | 4,829,567 | 5,268,370 |
| Contributii de asigurari de somaj | 100302 | | 269,920 | 151,820 | 269,920 | 269,920 | 120,319 | 149,601 | 123,022 |
| Contributii de asigurari sociale de sanatate | 100303 | | 2,530,380 | 1,394,020 | 2,530,380 | 2,530,380 | 1,282,894 | 1,247,486 | 1,288,697 |
| Contributii pentru asigurările de accidente de munca si boli profesionale | 100304 | | 142,690 | 79,420 | 142,690 | 142,690 | 57,345 | 85,345 | 65,000 |
| Contributii pentru concedii si indemnizatii | 100306 | | 584,810 | 349,850 | 578,810 | 578,810 | 262,751 | 316,059 | 173,544 |
| TITLUL II BUNURI SI SERVICII (cod 20.01 la 20.30) | 20 | | 10,417,000 | 8,404,240 | 9,945,340 | 9,945,340 | 7,067,933 | 2,887,407 | 6,874,069 |
| Bunuri si servicii (cod 20.01.01 la 20.01.30) | 2001 | | 8,074,950 | 6,746,760 | 8,043,940 | 8,043,940 | 5,704,779 | 2,339,161 | 5,730,080 |
| Furnituri de birou | 200101 | | 113,000 | 85,670 | 105,590 | 105,590 | 46,940 | 58,650 | 55,807 |

| A | B | 1 | 2 | 3 | 4 | 5 | 6 | 7=5-6 | 8 |
|---|--------|---|-----------|-----------|-----------|-----------|-----------|-----------|-----------|
| Materiale pentru curatenie | 200102 | | 147,410 | 104,260 | 133,010 | 133,010 | 66,967 | 66,043 | 92,879 |
| Incalziti, iluminati si forta motrice | 200103 | | 5,634,320 | 5,028,580 | 5,634,320 | 5,634,320 | 4,455,897 | 1,178,423 | 4,400,295 |
| Apa, canal, salubritate | 200104 | | 1,011,760 | 748,080 | 1,011,760 | 1,011,760 | 563,946 | 447,814 | 580,327 |
| Carburanti si lubrifianti | 200105 | | 6,030 | 3,500 | 3,030 | 3,030 | 2,500 | 530 | 4,689 |
| Piese de schimb | 200106 | | 2,700 | 2,700 | 1,700 | 1,700 | 1,233 | 467 | 3,872 |
| Transport | 200107 | | 342,500 | 229,030 | 341,900 | 341,900 | 171,144 | 170,756 | 125,403 |
| Posta, telecomunicatii, radio, televizor, internet | 200108 | | 256,460 | 153,540 | 256,460 | 256,460 | 122,713 | 133,747 | 121,630 |
| Materiale si prestari de servicii cu caracter functional | 200109 | | 149,050 | 106,410 | 144,450 | 144,450 | 75,770 | 68,680 | 129,423 |
| Alte bunuri si servicii pentru intretinere si functionare | 200130 | | 411,720 | 284,990 | 411,720 | 411,720 | 197,669 | 214,051 | 215,755 |
| Reparatii curente | 2002 | | 847,450 | 740,200 | 661,800 | 661,800 | 618,545 | 43,255 | 633,424 |
| Medicamente si materiale sanitare (cod 20.04.01 la 20.04.04) | 2004 | | 9,850 | 8,150 | 6,150 | 6,150 | 4,392 | 1,758 | 7,308 |
| Medicamente | 200401 | | 7,200 | 6,400 | 5,350 | 5,350 | 3,788 | 1,562 | 4,585 |
| Materiale sanitare | 200402 | | 1,650 | 850 | 600 | 600 | 424 | 176 | 774 |
| Dezinfectanti | 200404 | | 1,000 | 900 | 200 | 200 | 180 | 20 | 1,949 |
| Bunuri de natura obiectelor de inventar (cod 20.05.01 la 20.05.30) | 2005 | | 883,720 | 476,720 | 667,020 | 667,020 | 417,510 | 249,510 | 190,744 |
| Uniforme si echipamente | 200501 | | 3,500 | 3,500 | 1,000 | 1,000 | 101 | 899 | |
| Lenjerie si accesorii de pat | 200503 | | 21,000 | 21,000 | 21,000 | 21,000 | 20,642 | 358 | |
| Alte obiecte de inventar | 200530 | | 859,220 | 452,220 | 645,020 | 645,020 | 396,767 | 248,253 | 190,744 |
| Deplasari, detasari, transferari (cod 20.06.01+20.06.02) | 2006 | | 18,700 | 16,600 | 12,100 | 12,100 | 7,617 | 4,483 | 7,617 |
| Deplasari interne, detasari, transferari | 200601 | | 16,700 | 15,100 | 12,100 | 12,100 | 7,617 | 4,483 | 7,617 |
| Deplasari in strainatate | 200602 | | 2,000 | 1,500 | | | | | |
| Carti publicatii si materiale documentare | 2011 | | 24,390 | 18,090 | 21,390 | 21,390 | 8,252 | 13,138 | 6,949 |
| Pregatire profesionala | 2013 | | 23,200 | 17,800 | 12,700 | 12,700 | 6,175 | 6,525 | 5,425 |
| Protectia muncii | 2014 | | 25,160 | 13,300 | 19,760 | 19,760 | 4,885 | 14,875 | 4,455 |
| Alte cheltuieli (cod 20.30.01 la 20.30.30) | 2030 | | 509,580 | 366,620 | 500,480 | 500,480 | 285,778 | 214,702 | 288,067 |
| Reclama si publicitate | 203001 | | 800 | 800 | | | | | |
| Prime de asigurare non-viata | 203003 | | 36,940 | 19,220 | 34,440 | 34,440 | 17,616 | 16,824 | 19,908 |
| Chirii | 203004 | | 83,600 | 80,400 | 83,600 | 83,600 | 68,206 | 15,394 | 68,312 |
| Alte cheltuieli cu bunuri si servicii | 203030 | | 388,240 | 266,200 | 382,440 | 382,440 | 199,956 | 182,484 | 199,847 |
| TITLUL IX ASISTENTA SOCIALA (cod 57.02) | 57 | | 2,410,000 | 1,815,100 | 2,410,000 | 2,410,000 | 1,596,472 | 813,528 | 1,738,401 |
| Ajutoare sociale (cod 57.02.01 la 57.02.04) | 5702 | | 2,410,000 | 1,815,100 | 2,410,000 | 2,410,000 | 1,596,472 | 813,528 | 1,738,401 |
| Ajutoare sociale in numerar | 570201 | | 461,000 | 353,100 | 461,000 | 461,000 | 157,458 | 303,542 | 161,206 |
| Ajutoare sociale in natura | 570202 | | 1,949,000 | 1,462,000 | 1,949,000 | 1,949,000 | 1,439,014 | 509,986 | 1,577,195 |
| TITLUL X ALTE CHELTUIELI (cod 59.01 la 59.31) | 59 | | 1,108,000 | 1,021,700 | 1,105,000 | 1,105,000 | 442,220 | 662,780 | 442,220 |
| Burse | 5901 | | 1,108,000 | 1,021,700 | 1,105,000 | 1,105,000 | 442,220 | 662,780 | 442,220 |
| PLATII EFECTUATE IN ANII PRECEDENTI SI RECUPERATE IN ANUL CURENT (cod 85) | 84 | | | | -18,803 | -18,803 | | | |
| TITLUL XVII PLATII EFECTUATE IN ANII PRECEDENTI SI | 85 | | | | -18,803 | -18,803 | | | |

| A | B | 1 | 2 | 3 | 4 | 5 | 6 | 7=5-6 | 8 |
|---|--------|------------|------------|------------|------------|------------|------------|------------|------------|
| RECUPERATE ÎN ANUL CURENT (cod 85.01) | | | | | | | | | |
| Plati efectuate in anii precedenti si recuperate in anul curent | 85.01 | | | | | | | | |
| SECTIUNEA DE DEZVOLTARE (cod 51+55+56+70+84) | | 10,287,000 | 13,903,000 | 6,387,000 | -18,803 | -18,803 | -18,803 | | |
| Titlul VIII PROIECTE CU FINANTARE DIN FONDURI EXTERNE NERAMBURSABILE (FEN) POSTADERARE (cod 56.01 la 56.24) | 56 | 9,453,000 | 9,585,000 | 4,219,000 | 132,000 | 132,000 | 924,816 | 1,178,184 | 651,732 |
| Programa din Fondul European de Dezvoltare Regionala (FEDR) (cod 56.01.01 la 56.01.03) | 5601 | 9,453,000 | 9,495,000 | 4,129,000 | 42,000 | 42,000 | 36,684 | 5,316 | 53,099 |
| Finantarea nationala | 560101 | 1,144,000 | 1,149,100 | 500,100 | 5,100 | 5,100 | 4,287 | 813 | 6,226 |
| Finantarea de la Uniunea Europeana | 560102 | 6,480,000 | 6,508,900 | 2,829,900 | 28,900 | 28,900 | 24,423 | 4,477 | 46,873 |
| Cheltuieli neeligibile | 560103 | 1,829,000 | 1,837,000 | 799,000 | 8,000 | 8,000 | 7,974 | 26 | |
| Programa din Fondul Social European (FSE) (cod 56.02.01 la 56.02.03) | 5602 | | 90,000 | 90,000 | 90,000 | 90,000 | 85,858 | 4,142 | 16,774 |
| Finantarea de la Uniunea Europeana | 560202 | | | | | | | | |
| Cheltuieli neeligibile | 560203 | | 90,000 | 90,000 | 90,000 | 90,000 | 85,858 | 4,142 | |
| CHELTUIELI DE CAPITAL (cod 71+72+75) | 70 | 834,000 | 4,318,000 | 2,168,000 | 1,972,000 | 1,972,000 | 803,274 | 1,168,726 | 581,859 |
| TITLUL XII ACTIVE NEFINANCIARE (cod 71.01+71.02+71.03) | 71 | 834,000 | 4,318,000 | 2,168,000 | 1,972,000 | 1,972,000 | 803,274 | 1,168,726 | 581,859 |
| Active fixe (inclusiv reparatii capitale)(cod 71.01.01 la 71.01.30) | 7101 | 304,000 | 1,683,000 | 1,273,000 | 1,117,000 | 1,117,000 | 567,362 | 549,638 | 511,657 |
| Constructii | 710101 | 300,000 | 1,290,000 | 890,000 | 850,000 | 850,000 | 359,131 | 490,869 | 114,975 |
| Masini, echipamente si mijloace de transport | 710102 | | 79,000 | 79,000 | 79,000 | 79,000 | 58,896 | 20,104 | 226,230 |
| Mobilier, aparatura birou si alte active corporale | 710103 | | 178,000 | 168,000 | 129,000 | 129,000 | 122,293 | 6,707 | 95,796 |
| Alte active fixe | 710130 | 4,000 | 136,000 | 136,000 | 59,000 | 59,000 | 27,042 | 31,958 | 74,656 |
| Reparatii capitale aferente activelor fixe | 7103 | 530,000 | 2,635,000 | 895,000 | 855,000 | 855,000 | 235,912 | 619,088 | 70,202 |
| TITLUL XVII PLATII EFECTUATE IN ANII PRECEDENTI SI RECUPERATE IN ANUL CURENT (cod 85.01) | 84 | | | | -1,000 | -1,000 | -1,000 | | |
| TITLUL XVII PLATII EFECTUATE ÎN ANII PRECEDENTI SI RECUPERATE ÎN ANUL CURENT (cod 85.01) | 85 | | | | -1,000 | -1,000 | -1,000 | | |
| Plati efectuate in anii precedenti si recuperate in anul curent | 850102 | | | | -1,000 | -1,000 | -1,000 | | |
| TITLUL XVII PLATI EFECTUATE IN ANII PRECEDENTI SI RECUPERATE IN ANUL CURENT(cod 85.01) | 84 | | | | -19,803 | -19,803 | -19,803 | | |
| TITLUL XVII PLATII EFECTUATE ÎN ANII PRECEDENTI SI RECUPERATE ÎN ANUL CURENT (cod 85.01) | 85 | | | | -19,803 | -19,803 | -19,803 | | |
| A. CHELTUIELILE CURENTE (10+20+30+40+50+51+55+56+57+59) | 01 | 9,453,000 | 83,186,000 | 48,910,760 | 72,943,860 | 72,943,860 | 40,964,184 | 31,979,676 | 44,237,869 |

NOTA: Sumele inscrise in col. 5 "Plati efectuate " cu semnul minus la Titlul 85, art. 85.01 "Plati efectuate din anii precedenti si recuperate in anul curent", se inscriu si pe col. 3 "Angajamente bugetare" si col. 4 "Angajamente legale" la acelasi cod tot cu semnul minus , astfel incat in co: "Angajamente legale de platit" sa nu fie raportate sume.

Conducatorul institutiei


/ CATALIN CHERECHES



Conducatorul compartimentului
financiar-contabil
CARMEN POP



CONTINUT DE EXECUTIE AL INSTITUTIILOR PUBLICE - CHELTUIELI

la data de 30.06.2012

Cod 21 Capitol 6602 Subcapitol

-lei-

| Denumirea indicatorilor *) | Cod indicator | Credite de angajament | Credite bugetare | | Angajamente bugetare | Angajamente legale | Plati efectuate | Angajamente legale de platit | Cheltuieli efective |
|--|---------------|-----------------------|------------------|------------|----------------------|--------------------|-----------------|------------------------------|---------------------|
| | | | initiale | definitive | | | | | |
| A | B | 1 | 2 | 3 | 4 | 5 | 6 | 7=5-6 | 8 |
| TOTAL CHELTUIELI(SECTIUNEA DE FUNCTIONARE+SECTIUNEA DE DEZVOLTARE) | | | 2,762,000 | 1,943,710 | 2,721,430 | 2,721,430 | 1,563,819 | 1,157,611 | 1,550,889 |
| SECTIUNEA DE FUNCTIONARE (01+79+84) | | | 2,262,000 | 1,443,710 | 2,221,430 | 2,221,430 | 1,188,819 | 1,032,611 | 1,175,889 |
| CHELTUIELI CURENTE (10+20+30+40+50+51SF+55SF+57+59) | 01 | | 2,262,000 | 1,443,710 | 2,228,170 | 2,228,170 | 1,195,559 | 1,032,611 | 1,175,889 |
| TITLUL I. CHELTUIELI DE PERSONAL (cod 10.01+10.02+10.03) | 10 | | 1,400,000 | 757,110 | 1,385,670 | 1,385,670 | 611,319 | 774,351 | 588,748 |
| Cheltuieli cu salariile in bani (cod 10.01.01 la 10.01.30) | 1001 | | 1,078,000 | 554,180 | 1,063,670 | 1,063,670 | 453,198 | 610,472 | 459,520 |
| Salarii de baza | 100101 | | 913,000 | 468,670 | 913,000 | 913,000 | 399,406 | 513,594 | 405,783 |
| Sporuri pentru conditii de munca | 100105 | | 93,000 | 47,780 | 93,000 | 93,000 | 41,310 | 51,690 | 43,601 |
| Alte sporuri | 100106 | | 23,000 | 12,670 | 8,670 | 8,670 | 8,664 | 6 | 7,016 |
| Alte drepturi salariale in bani | 100130 | | 49,000 | 25,060 | 49,000 | 49,000 | 3,818 | 45,182 | 3,120 |
| Contributii (cod 10.03.01 la 10.03.06) | 1003 | | 322,000 | 202,930 | 322,000 | 322,000 | 158,121 | 163,879 | 129,228 |
| Contributii de asigurari sociale de stat | 100301 | | 204,000 | 114,830 | 204,000 | 204,000 | 97,062 | 106,938 | 98,391 |
| Contributii de asigurari de somaj | 100302 | | 5,500 | 3,890 | 5,500 | 5,500 | 2,266 | 3,234 | 2,297 |
| Contributii de asigurari sociale de sanatate | 100303 | | 57,000 | 29,620 | 57,000 | 57,000 | 23,566 | 33,434 | 23,895 |
| Contributii pentru asigurarea de accidente de munca si boli profesionale | 100304 | | 2,500 | 1,590 | 2,500 | 2,500 | 713 | 1,787 | 739 |
| Contributii pentru concedii si indemnizatii | 100306 | | 53,000 | 53,000 | 53,000 | 53,000 | 34,514 | 18,486 | 3,906 |
| TITLUL II BUNURI SI SERVICII (cod 20.01 la 20.30) | 20 | | 50,000 | 50,000 | 30,500 | 30,500 | 9,140 | 21,360 | 12,041 |
| Bunuri si servicii (cod 20.01.01 la 20.01.30) | 2001 | | 7,800 | 7,800 | 5,300 | 5,300 | 5,187 | 113 | 5,187 |
| Furnituri de birou | 200101 | | 5,000 | 5,000 | 5,000 | 5,000 | 4,989 | 11 | 4,989 |
| Materiale pentru curatenie | 200102 | | 2,500 | 2,500 | | | | | |
| Alte bunuri si servicii pentru intretinere si functionare | 200130 | | 300 | 300 | 300 | 300 | 198 | 102 | 198 |
| Medicamente si materiale sanitare (cod 20.04.01 la 20.04.04) | 2004 | | 15,000 | 15,000 | 10,000 | 10,000 | 53 | 9,947 | 54 |
| Medicamente | 200401 | | 10,000 | 10,000 | 10,000 | 10,000 | 53 | 9,947 | 54 |
| Materiale sanitare | 200402 | | 5,000 | 5,000 | | | | | |

| A | B | 1 | 2 | 3 | 4 | 5 | 6 | 7=5-6 | 8 |
|--|--------|---|-----------|-----------|-----------|-----------|-----------|-----------|-----------|
| Bunuri de natura obiectelor de inventar (cod 20.05.01 la 20.05.30) | 2005 | | 11,500 | 11,500 | | | | | |
| Alte obiecte de inventar | 200530 | | 11,500 | 11,500 | | | | | |
| Carti publicatii si materiale documentare | 2011 | | 500 | 500 | | | | | |
| Alte cheltuieli (cod 20.30.01 la 20.30.30) | 2030 | | 15,200 | 15,200 | 15,200 | 15,200 | 3,900 | 11,300 | 6,800 |
| Alte cheltuieli cu bunuri si servicii | 203030 | | 15,200 | 15,200 | 15,200 | 15,200 | 3,900 | 11,300 | 6,800 |
| TITLUL VI TRANSFERURI INTRE UNITATI ALE ADMINISTRATIEI PUBLICE (cod 51.01+51.02) | 51 | | 800,000 | 630,000 | 800,000 | 800,000 | 570,000 | 230,000 | 570,000 |
| Transferuri curente (cod 51.01.01 la 51.01.49) | 5101 | | 800,000 | 630,000 | 800,000 | 800,000 | 570,000 | 230,000 | 570,000 |
| Actiuni de sanatate | 510103 | | 800,000 | 630,000 | 800,000 | 800,000 | 570,000 | 230,000 | 570,000 |
| TITLUL IX ASISTENTA SOCIALA (cod 57.02) | 57 | | 12,000 | 6,600 | 12,000 | 12,000 | 5,100 | 6,900 | 5,100 |
| Ajutoare sociale (cod 57.02.01 la 57.02.04) | 5702 | | 12,000 | 6,600 | 12,000 | 12,000 | 5,100 | 6,900 | 5,100 |
| Ajutoare sociale in natura | 570202 | | 12,000 | 6,600 | 12,000 | 12,000 | 5,100 | 6,900 | 5,100 |
| PLATII EFECTUATE ÎN ANII PRECEDENTI SI RECUPERATE ÎN ANUL CURENT (cod 85) | 84 | | | | -6,740 | -6,740 | -6,740 | | |
| TITLUL XVII PLATII EFECTUATE ÎN ANII PRECEDENTI SI RECUPERATE ÎN ANUL CURENT (cod 85.01) | 85 | | | | -6,740 | -6,740 | -6,740 | | |
| Plati efectuate in anii precedenti si recuperate in anul curent | 850101 | | | | -6,740 | -6,740 | -6,740 | | |
| SECTIUNEA DE DEZVOLTARE (cod 51+55+56+70+84) | | | 500,000 | 500,000 | 500,000 | 500,000 | 375,000 | 125,000 | 375,000 |
| TITLUL VI TRANSFER INTRE UNITATI ALE ADMINISTRATIEI PUBLICE(cod 51.02) | 51 | | 500,000 | 500,000 | 500,000 | 500,000 | 375,000 | 125,000 | 375,000 |
| Transferuri de capital (cod 51.02.01 la 51.02.21) | 5102 | | 500,000 | 500,000 | 500,000 | 500,000 | 375,000 | 125,000 | 375,000 |
| Transferuri pentru finantarea investitiilor la spitale | 510212 | | 500,000 | 500,000 | 500,000 | 500,000 | 375,000 | 125,000 | 375,000 |
| TITLUL VI TRANSFERURI INTRE UNITATI ALE ADMINISTRATIEI PUBLICE (cod 51.01+51.02) | 51 | | 1,300,000 | 1,130,000 | 1,300,000 | 1,300,000 | 945,000 | 355,000 | 945,000 |
| TITLUL XVII PLATI EFECTUATE IN ANII PRECEDENTI SI RECUPERATE IN ANUL CURENT(cod 85.01) | 84 | | | | -6,740 | -6,740 | -6,740 | | |
| TITLUL XVII PLATII EFECTUATE ÎN ANII PRECEDENTI SI RECUPERATE ÎN ANUL CURENT (cod 85.01) | 85 | | | | -6,740 | -6,740 | -6,740 | | |
| A. CHELTUIELILE CURENTE (10+20+30+40+50+51+55+56+57+59) | 01 | | 2,762,000 | 1,943,710 | 2,728,170 | 2,728,170 | 1,570,559 | 1,157,611 | 1,550,889 |

NOTA: Sumele inscrise in col. 5 "Plati efectuate " cu semnul minus la Titlul 85, art. 85.01 "Plati efectuate din anii precedenti si recuperate in anul curent", se inscriu si pe col. 3 "Angajamente bugetare" si col. 4 "Angajamente legale" la acelasi cod tot cu semnul minus , astfel incat in co. "Angajamente legate de plati" sa nu fie raportate sume.

Conducatorul institutiei

CATALIN CHERECHES



Conducatorul compartimentului
financiar-contabil
CARMEN POP



CONȚINUTUL DE EXECUTIE AL INSTITUTIILOR PUBLICE - CHELTUIELI

la data de 30.06.2012

Cod 21 Capitol 6702 Subcapitol

-lei-


| Denumirea indicatorilor *) | Cod indicator | Credite de angajament | Credite bugetare | | Angajamente bugetare | Angajamente legale | Plati efectuate | Angajamente legale de platit | Cheltuieli efective |
|---|---------------|-----------------------|------------------|------------|----------------------|--------------------|-----------------|------------------------------|---------------------|
| | | | initiale | definitive | | | | | |
| A | B | 1 | 2 | 3 | 4 | 5 | 6 | 7=5-6 | 8 |
| TOTAL CHELTUIELI(SECTIUNEA DE FUNCTIONARE+SECTIUNEA DE DEZVOLTARE) | | | 9,357,000 | 8,194,100 | 9,343,201 | 9,343,201 | 5,016,051 | 4,327,150 | 5,002,187 |
| SECTIUNEA DE FUNCTIONARE (01+79+84) | | | 9,357,000 | 8,194,100 | 9,343,201 | 9,343,201 | 5,016,051 | 4,327,150 | 4,998,084 |
| CHELTUIELI CURENTE (10+20+30+40+50+51SF+55SF+57+59) | 01 | | 9,357,000 | 8,194,100 | 9,357,000 | 9,357,000 | 5,029,850 | 4,327,150 | 4,998,084 |
| TITLUL VI TRANSFERURI INTRE UNITATI ALE ADMINISTRATIEI PUBLICE (cod 51.01+51.02) | 51 | | 2,877,000 | 1,873,700 | 2,877,000 | 2,877,000 | 1,430,550 | 1,446,450 | 1,430,550 |
| Transferuri curente (cod 51.01.01 la 51.01.49) | 5101 | | 2,877,000 | 1,873,700 | 2,877,000 | 2,877,000 | 1,430,550 | 1,446,450 | 1,430,550 |
| Transferuri catre institutii publice | 510101 | | 2,877,000 | 1,873,700 | 2,877,000 | 2,877,000 | 1,430,550 | 1,446,450 | 1,430,550 |
| TITLUL X ALTE CHELTUIELI (cod 59.01 la 59.31) | 59 | | 6,480,000 | 6,320,400 | 6,480,000 | 6,480,000 | 3,599,300 | 2,880,700 | 3,567,534 |
| Asociatii si fundatii | 5911 | | 4,517,000 | 4,357,400 | 4,517,000 | 4,517,000 | 2,193,000 | 2,324,000 | 2,161,234 |
| Sustinerea cultelor | 5912 | | 1,963,000 | 1,963,000 | 1,963,000 | 1,963,000 | 1,406,300 | 556,700 | 1,406,300 |
| PLATII EFECTUATE ÎN ANII PRECEDENTI SI RECUPERATE ÎN ANUL CURENT (cod 85) | 84 | | | | -13,799 | -13,799 | -13,799 | | |
| TITLUL XVII PLATII EFECTUATE ÎN ANII PRECEDENTI SI RECUPERATE ÎN ANUL CURENT (cod 85.01) | 85 | | | | -13,799 | -13,799 | -13,799 | | |
| Plati efectuate in anii precedenti si recuperate in anul curent | 850101 | | | | -13,799 | -13,799 | -13,799 | | |
| SECTIUNEA DE DEZVOLTARE (cod 51+55+56+70+84) | | | | | | | | | 4,103 |
| Titlul VIII PROIECTE CU FINANTARE DIN FONDURI EXTERNE NERAMBURSABILE (FEN) POSTADERARE (cod 56.01 la 56.24) | 56 | | | | | | | | 4,103 |
| Programe din Fondul European de Dezvoltare Regionala (FEDR) (cod 56.01.01 la 56.01.03) | 5601 | | | | | | | | 4,103 |
| Finantarea nationala | 560101 | | | | | | | | 4,028 |
| Finantarea de la Uniunea Europeana | 560102 | | | | | | | | 75 |
| TITLUL VI TRANSFERURI INTRE UNITATI ALE ADMINISTRATIEI PUBLICE (cod 51.01+51.02) | 51 | | 2,877,000 | 1,873,700 | 2,877,000 | 2,877,000 | 1,430,550 | 1,446,450 | 1,430,550 |
| TITLUL XVII PLATII EFECTUATE IN ANII PRECEDENTI SI | 84 | | | | -13,799 | -13,799 | -13,799 | | |

| A | B | 1 | 2 | 3 | 4 | 5 | 6 | 7=5-6 | 8 |
|---|----|---|-----------|-----------|-----------|-----------|-----------|-----------|-----------|
| RECUPERATE IN ANUL CURENT (cod 85.01) | | | | | | | | | |
| TITLUL XVII PLATII EFECTUATE IN ANII PRECEDENTI SI RECUPERATE IN ANUL CURENT (cod 85.01) | 8. | | | | -13,799 | -13,799 | -13,799 | | |
| A. CHELTUIELILE CURENTE (10+20+30+40+50+51+55+56+57+59) | 01 | | 9,357,000 | 8,194,100 | 9,357,000 | 9,357,000 | 5,029,850 | 4,327,150 | 5,002,187 |

NOTA: Sumele inscrise in col. 5 "Plati efectuate " cu semnul minus la Titlul 85, art. 85.01 "Plati efectuate din anii precedenti si recuperate in anul curent", se inscriu si pe col. 3 "Angajamente bugetare" si col. 4 "Angajamente legale" la acelasi cod tot cu semnul minus , astfel incat in col. 6 "Angajamente legale de platit" sa nu fie raportate sume.

Conducatorul institutiei

/ CATALIN CHERECHES



Conducatorul compartimentului
financiar-contabil
CARMEN POP

CONȚINUTUL DE EXECUTIE AL INSTITUTILOR PUBLICE - CHELTUIELI

la data de 30.06.2012

Cod 21 Capitol 6802 Subcapitol

-lei-

| Denumirea indicatorilor *) | Cod indicator | Credite de angajament | Credite bugetare | | Angajamente bugetare | Angajamente legale | Plati efectuate | Angajamente legale de platit | Cheltuieli efective |
|---|---------------|-----------------------|------------------|------------|----------------------|--------------------|-----------------|------------------------------|---------------------|
| | | | initiale | definitive | | | | | |
| A | B | 1 | 2 | 3 | 4 | 5 | 6 | 7=5-6 | 8 |
| TOTAL CHELTUIELI (SECTIUNEA DE FUNCTIONARE+SECTIUNEA DE DEZVOLTARE) | | 5,811,000 | 23,305,000 | 13,288,000 | 22,024,283 | 22,024,283 | 8,368,180 | 13,656,103 | 8,800,238 |
| SECTIUNEA DE FUNCTIONARE (01+79+84) | 01 | | 17,439,000 | 9,908,000 | 17,333,283 | 17,333,283 | 8,190,989 | 9,142,294 | 8,610,014 |
| CHELTUIELI CURENTE (10+20+30+40+50+51(SF+55SF+57+59) | 10 | | 17,439,000 | 9,908,000 | 17,340,000 | 17,340,000 | 8,197,706 | 9,142,294 | 8,610,014 |
| TITLUL I. CHELTUIELI DE PERSONAL (cod 10.01+10.02+10.03) | | | 6,500,000 | 3,222,000 | 6,497,000 | 6,497,000 | 2,831,587 | 3,665,413 | 2,899,056 |
| Cheltuieli cu salariile in bani (cod 10.01.01 la 10.01.30) | 1001 | | 5,000,000 | 2,483,000 | 4,997,000 | 4,997,000 | 2,210,083 | 2,786,917 | 2,270,396 |
| Salarii de baza | 100101 | | 4,753,000 | 2,348,000 | 4,753,000 | 4,753,000 | 2,097,480 | 2,655,520 | 2,145,827 |
| Sporuri pentru conditii de munca | 100105 | | 244,000 | 132,000 | 244,000 | 244,000 | 112,603 | 131,397 | 124,569 |
| Indemnizatii de delegare | 100113 | | 3,000 | 3,000 | | | | | |
| Contributii (cod 10.03.01 la 10.03.06) | 1003 | | 1,500,000 | 739,000 | 1,500,000 | 1,500,000 | 621,504 | 878,496 | 628,660 |
| Contributii de asigurari sociale de stat | 100301 | | 1,053,000 | 517,000 | 1,053,000 | 1,053,000 | 464,164 | 588,836 | 475,356 |
| Contributii de asigurari de somaj | 100302 | | 57,000 | 28,000 | 57,000 | 57,000 | 10,537 | 46,463 | 10,837 |
| Contributii de asigurari sociale de sanatate | 100303 | | 274,000 | 135,000 | 274,000 | 274,000 | 114,817 | 159,183 | 118,051 |
| Contributii pentru asigurari de accidente de munca si boli profesionale | 100304 | | 41,000 | 22,000 | 41,000 | 41,000 | 3,738 | 37,262 | 3,537 |
| Contributii pentru concedii si indemnizatii | 100306 | | 75,000 | 37,000 | 75,000 | 75,000 | 28,248 | 46,752 | 20,879 |
| TITLUL II BUNURI SI SERVICII (cod 20.01 la 20.30) | 20 | | 3,067,000 | 2,097,000 | 2,971,000 | 2,971,000 | 1,285,635 | 1,685,365 | 1,209,735 |
| Bunuri si servicii (cod 20.01.01 la 20.01.30) | 2001 | | 1,017,000 | 749,000 | 1,014,000 | 1,014,000 | 532,555 | 481,445 | 527,478 |
| Furnituri de birou | 200101 | | 33,000 | 23,000 | 30,000 | 30,000 | 11,855 | 18,145 | 16,757 |
| Materiale pentru curatenie | 200102 | | 35,000 | 24,000 | 35,000 | 35,000 | 19,022 | 15,978 | 20,946 |
| Incalzit, iluminat si forta motrice | 200103 | | 318,000 | 285,000 | 318,000 | 318,000 | 221,056 | 96,944 | 210,225 |
| Apa, canal, salubritate | 200104 | | 55,000 | 36,000 | 55,000 | 55,000 | 30,039 | 24,961 | 30,506 |
| Carburanti si lubrifianti | 200105 | | 24,000 | 15,000 | 24,000 | 24,000 | 11,709 | 12,291 | 11,843 |
| Piese de schimb | 200106 | | 22,000 | 15,000 | 22,000 | 22,000 | 7,201 | 14,799 | 8,615 |
| Posta, telecomunicatii, radio, televizor, internet | 200108 | | 47,000 | 33,000 | 47,000 | 47,000 | 20,675 | 26,325 | 20,669 |

| A | B | 1 | 2 | 3 | 4 | 5 | 6 | 7=5-6 | 8 |
|---|--------|-----------|-----------|-----------|-----------|-----------|-----------|-----------|-----------|
| Materiale si prestari de servicii cu caracter functional | 200109 | | 403,000 | 267,000 | 403,000 | 403,000 | 181,348 | 221,652 | 176,635 |
| Alte bunuri si servicii pentru intretinere si functionare | 200130 | | 80,000 | 51,000 | 80,000 | 80,000 | 29,650 | 50,350 | 31,282 |
| Reparatii curente | 2002 | | 407,000 | 377,000 | 397,000 | 397,000 | 132,556 | 264,444 | 131,742 |
| Hrana (cod 20.03.01+20.03.02) | 2003 | | 1,064,000 | 554,000 | 1,064,000 | 1,064,000 | 482,401 | 581,599 | 488,462 |
| Hrana pentru oameni | 200301 | | 1,064,000 | 554,000 | 1,064,000 | 1,064,000 | 482,401 | 581,599 | 488,462 |
| Medicamente si materiale sanitare (cod 20.04.01 la 20.04.04) | 2004 | | 49,000 | 36,000 | 22,000 | 22,000 | 4,250 | 17,750 | 3,007 |
| Medicamente | 200401 | | 14,000 | 10,000 | 7,000 | 7,000 | 1,584 | 5,416 | 1,584 |
| Materiale sanitare | 200402 | | 21,000 | 15,000 | 9,000 | 9,000 | 797 | 8,203 | 797 |
| Dezinfectanti | 200404 | | 14,000 | 11,000 | 6,000 | 6,000 | 1,869 | 4,131 | 626 |
| Bunuri de natura obiectelor de inventar (cod 20.05.01 la 20.05.30) | 2005 | | 235,000 | 184,000 | 213,000 | 213,000 | 44,625 | 168,375 | |
| Lenjerie si accesorii de pat | 200503 | | 44,000 | 32,000 | 22,000 | 22,000 | 1,455 | 20,545 | |
| Alte obiecte de inventar | 200530 | | 191,000 | 152,000 | 191,000 | 191,000 | 43,170 | 147,830 | |
| Deplasari, detasari, transferari (cod 20.06.01+20.06.02) | 2006 | | 20,000 | 17,000 | 20,000 | 20,000 | 2,350 | 17,650 | 2,204 |
| Deplasari interne, detasari, transferari | 200601 | | 11,000 | 8,000 | 11,000 | 11,000 | 1,264 | 9,736 | 1,118 |
| Deplasari in strainatate | 200602 | | 9,000 | 9,000 | 9,000 | 9,000 | 1,086 | 7,914 | 1,086 |
| Carti publicatii si materiale documentare | 2011 | | 5,000 | 5,000 | | | | | |
| Pregatire profesionala | 2013 | | 26,000 | 21,000 | 10,000 | 10,000 | 3,015 | 6,985 | 3,015 |
| Protectia muncii | 2014 | | 13,000 | 10,000 | | | | | |
| Alte cheltuieli (cod 20.30.01 la 20.30.30) | 2030 | | 231,000 | 144,000 | 231,000 | 231,000 | 83,883 | 147,117 | 53,827 |
| Alte cheltuieli cu bunuri si servicii | 203030 | | 231,000 | 144,000 | 231,000 | 231,000 | 83,883 | 147,117 | 53,827 |
| TITLUL IX ASISTENTA SOCIALA (cod 57.02) | 57 | | 7,251,000 | 4,262,000 | 7,251,000 | 7,251,000 | 3,837,803 | 3,413,197 | 4,258,542 |
| Ajutoare sociale (cod 57.02.01 la 57.02.04) | 5702 | | 7,251,000 | 4,262,000 | 7,251,000 | 7,251,000 | 3,837,803 | 3,413,197 | 4,258,542 |
| Ajutoare sociale in numerar | 570201 | | 7,251,000 | 4,262,000 | 7,251,000 | 7,251,000 | 3,837,803 | 3,413,197 | 4,258,542 |
| TITLUL X ALTE CHELTUIELI (cod 59.01 la 59.31) | 59 | | 621,000 | 327,000 | 621,000 | 621,000 | 242,681 | 378,319 | 242,681 |
| Asociatii si fundatii | 5911 | | 621,000 | 327,000 | 621,000 | 621,000 | 242,681 | 378,319 | 242,681 |
| PLATII EFECTUATE ÎN ANII PRECEDENTI SI RECUPERATE ÎN ANUL CURENT (cod 85) | 84 | | | | -6,717 | -6,717 | -6,717 | | |
| TITLUL XVII PLATII EFECTUATE ÎN ANII PRECEDENTI SI RECUPERATE ÎN ANUL CURENT (cod 85.01) | 85 | | | | -6,717 | -6,717 | -6,717 | | |
| Plati efectuate in anii precedenti si recuperate in anul curent | 850101 | | | | -6,717 | -6,717 | -6,717 | | |
| SECTIUNEA DE DEZVOLTARE (cod 51+55+56+70+84) | 56 | 5,811,000 | 5,866,000 | 3,380,000 | 4,691,000 | 4,691,000 | 177,191 | 4,513,809 | 190,224 |
| Titlul VIII PROIECTE CU FINANTARE DIN FONDURI EXTERNE NERAMBURSABILE (FEN) POSTADERARE (cod 56.01 la 56.24) | 5601 | 4,546,000 | 4,546,000 | 2,164,000 | 4,546,000 | 4,546,000 | 48,948 | 4,497,052 | 72,109 |
| Programe din Fondul European de Dezvoltare Regionala (FEDR) (cod 56.01.01 la 56.01.03) | 560101 | 198,000 | 198,000 | 92,000 | 198,000 | 198,000 | 4,290 | 193,710 | 12,870 |
| Finantarea de la Uniunea Europeana | 560102 | 3,429,000 | 3,429,000 | 1,631,000 | 3,429,000 | 3,429,000 | 32,697 | 3,396,303 | 52,215 |

| A | B | 1 | 2 | 3 | 4 | 5 | 6 | 7=5-6 | 8 |
|---|--------|-----------|------------|------------|------------|------------|-----------|------------|-----------|
| Cheltuieli neeligibile | 560103 | 899,000 | 899,000 | 431,000 | 899,000 | 899,000 | 9,227 | 889,773 | 4,290 |
| Programe din Fondul Social European (FSE) (cod 56.02.01 la 56.02.03) | 5. 2 | 20,000 | 20,000 | 10,000 | 20,000 | 20,000 | 2,734 | 17,266 | 2,734 |
| Finantarea de la Uniunea Europeana | 560202 | 20,000 | 20,000 | 10,000 | 20,000 | 20,000 | 2,734 | 17,266 | 2,734 |
| CHELTUIELI DE CAPITAL (cod 71+72+75) | 70 | 1,265,000 | 1,320,000 | 1,216,000 | 145,000 | 145,000 | 128,243 | 16,757 | 118,115 |
| TITLUL XII ACTIVE NEFINANCIARE (cod 71.01+71.02+71.03) | 71 | 1,265,000 | 1,320,000 | 1,216,000 | 145,000 | 145,000 | 128,243 | 16,757 | 118,115 |
| Active fixe (inclusiv reparatii capitale)(cod 71.01.01 la 71.01.30) | 7101 | 275,000 | 330,000 | 226,000 | 65,000 | 65,000 | 49,062 | 15,938 | 38,934 |
| Masini, echipamente si mijloace de transport | 710102 | 65,000 | 65,000 | 65,000 | 65,000 | 65,000 | 49,062 | 15,938 | 8,277 |
| Mobilier, aparatura biroutica si alte active corporale | 710103 | 135,000 | 135,000 | 31,000 | | | | | 23,173 |
| Alte active fixe | 710130 | 75,000 | 130,000 | 130,000 | | | | | 7,484 |
| Reparatii capitale aferente activelor fixe | 7103 | 990,000 | 990,000 | 990,000 | 80,000 | 80,000 | 79,181 | 819 | 79,181 |
| TITLUL XVII PLATI EFECTUATE IN ANII PRECEDENTI SI RECUPERATE IN ANUL CURENT(cod 85.01) | 84 | | | | -6,717 | -6,717 | -6,717 | | |
| TITLUL XVII PLATI EFECTUATE IN ANII PRECEDENTI SI RECUPERATE IN ANUL CURENT (cod 85.01) | 85 | | | | -6,717 | -6,717 | -6,717 | | |
| A. CHELTUIELILE CURENTE (10+20+30+40+50+51+55+56+57+59) | 01 | 4,546,000 | 21,985,000 | 12,072,000 | 21,886,000 | 21,886,000 | 8,246,654 | 13,639,346 | 8,682,123 |

NOTA: Sumele inscrise in col. 5 "Plati efectuate" cu semnul minus la Titlul 85, art. 85.01 "Plati efectuate din anii precedenti si recuperate in anul curent", se inscriu si pe col. 3 "Angajamente bugetare" si col. 4 "Angajamente legale" la acelasi cod tot cu semnul minus, astfel incat in col. 6 "Angajamente legate de plati" sa nu fie raportate sume.

Conducatorul institutiei

CATALIN CHERECHES



Conducatorul compartimentului
financiar-contabil
CARMEN POP

CON 'L DE EXECUTIE AL INSTITUTIILOR PUBI E - CHELTUIELI

la data de 30.06.2012

Cod 21 Capitol 7002 Subcapitol

-lei-

| Denumirea indicatorilor *) | Cod indicator | Credite de angajament | Credite bugetare | | Angajamente bugetare | Angajamente legale | Plati efectuate | Angajamente legale de platit | Cheltuieli efective |
|--|---------------|-----------------------|------------------|------------|----------------------|--------------------|-----------------|------------------------------|---------------------|
| | | | initiale | definitive | | | | | |
| A | B | 1 | 2 | 3 | 4 | 5 | 6 | 7=5-6 | 8 |
| TOTAL CHELTUIELI(SECTIUNEA DE FUNCTIONARE+SECTIUNEA DE DEZVOLTARE) | | 18,954,000 | 41,950,000 | 28,594,000 | 34,269,392 | 34,269,392 | 15,250,182 | 19,019,210 | 11,765,064 |
| SECTIUNEA DE FUNCTIONARE (01+79+84) | | | 22,996,000 | 16,540,000 | 22,838,380 | 22,838,380 | 11,169,150 | 11,669,230 | 10,604,070 |
| CHELTUIELI CURENTE (10+20+30+40+50+51(SF+55SF+57+59) | 01 | | 22,996,000 | 16,540,000 | 22,840,000 | 22,840,000 | 11,170,770 | 11,669,230 | 10,604,070 |
| TITLUL II BUNURI SI SERVICII (cod 20.01 la 20.30) | 20 | | 12,050,000 | 9,020,000 | 11,894,000 | 11,894,000 | 6,629,670 | 5,264,330 | 6,062,970 |
| Bunuri si servicii (cod 20.01.01 la 20.01.30) | 2001 | | 7,645,000 | 5,015,000 | 7,644,000 | 7,644,000 | 3,939,973 | 3,704,027 | 3,360,538 |
| Furnituri de birou | 200101 | | 500 | 500 | | | | | |
| Materiale pentru curatenie | 200102 | | 500 | 500 | | | | | |
| Incalzit, iluminat si forta motrice | 200103 | | 5,553,000 | 3,323,000 | 5,553,000 | 5,553,000 | 2,656,675 | 2,896,325 | 2,300,685 |
| Apa, canal, salubritate | 200104 | | 1,226,000 | 1,026,000 | 1,226,000 | 1,226,000 | 821,263 | 404,737 | 503,703 |
| Materiale si prestari de servicii cu caracter functional | 200109 | | 750,000 | 550,000 | 750,000 | 750,000 | 413,381 | 336,619 | 492,293 |
| Alte bunuri si servicii pentru intretinere si functionare | 200130 | | 115,000 | 115,000 | 115,000 | 115,000 | 48,654 | 66,346 | 63,857 |
| Reparatii curente | 2002 | | 3,315,000 | 3,115,000 | 3,300,000 | 3,300,000 | 2,079,209 | 1,220,791 | 2,581,815 |
| Bunuri de natura obiectelor de inventar (cod 20.05.01 la 20.05.30) | 2005 | | 950,000 | 750,000 | 950,000 | 950,000 | 610,488 | 339,512 | |
| Alte obiecte de inventar | 200530 | | 950,000 | 750,000 | 950,000 | 950,000 | 610,488 | 339,512 | |
| Alte cheltuieli (cod 20.30.01 la 20.30.30) | 2030 | | 140,000 | 140,000 | | | | | 120,617 |
| Alte cheltuieli cu bunuri si servicii | 203030 | | 140,000 | 140,000 | | | | | 120,617 |
| TITLUL VI TRANSFERURI INTRE UNITATI ALE ADMINISTRATIEI PUBLICE (cod 51.01+51.02) | 51 | | 10,546,000 | 7,120,000 | 10,546,000 | 10,546,000 | 4,172,000 | 6,374,000 | 4,172,000 |
| Transferuri curente (cod 51.01.01 la 51.01.49) | 5101 | | 10,546,000 | 7,120,000 | 10,546,000 | 10,546,000 | 4,172,000 | 6,374,000 | 4,172,000 |
| Transferuri catre institutii publice | 510101 | | | | | | | | |
| TITLUL VII ALTE TRANSFERURI (cod 55.01+ 55.02) | 55 | | 400,000 | 400,000 | 400,000 | 400,000 | 369,100 | 30,900 | 369,100 |
| Transferuri interne (55.01.18+55.01.54) | 5501 | | 400,000 | 400,000 | 400,000 | 400,000 | 369,100 | 30,900 | 369,100 |
| Alte transferuri curente interne | 550118 | | 400,000 | 400,000 | 400,000 | 400,000 | 369,100 | 30,900 | 369,100 |
| PLATII EFECTUATE IN ANII PRECEDENTI SI RECUPERATE | 84 | | | | -1,620 | -1,620 | -1,620 | | |

| A | B | 1 | 2 | 3 | 4 | 5 | 6 | 7=5-6 | 8 |
|--|--------|------------|------------|------------|------------|------------|-----------|-----------|-----------|
| ÎN ANUL CURENT (cod 85) | | | | | | | | | |
| TITLUL XVII PLATII EFECTUATE ÎN ANII PRECEDENȚI ȘI RECUPERATE ÎN ANUL CURENT (cod 85.01) | 85 | | | | | | | | |
| Plati efectuate in anii precedenti si recuperate in anul curent | 850101 | | | | | | | | |
| SECTIUNEA DE DEZVOLTARE (cod 51+55+56+70+84) | | 18,954,000 | 18,954,000 | 12,054,000 | 11,431,012 | 11,431,012 | 4,081,032 | 7,349,980 | 1,160,994 |
| TITLUL VII ALTE TRANSFERURI (cod 55.01) | 55 | 606,000 | 606,000 | 223,000 | 308,000 | 308,000 | 63,491 | 244,509 | |
| A. Transferuri interne (cod 55.01.03+55.01.08 la 55.01.10+55.01.13+55.01.15+55.01.28+55.01.42) | 5501 | 606,000 | 606,000 | 223,000 | 308,000 | 308,000 | 63,491 | 244,509 | |
| Programe ISPA | 550109 | 48,000 | 48,000 | 48,000 | 48,000 | 48,000 | 47,483 | 517 | |
| Investitii | 550112 | 558,000 | 558,000 | 175,000 | 260,000 | 260,000 | 16,008 | 243,992 | |
| Titulul VIII PROIECTE CU FINANTARE DIN FONDURI EXTERNE NERAMBURSABILE (FEN) POSTADERARE (cod 56.01 la 56.24) | 56 | 7,160,000 | 7,160,000 | 2,594,000 | 140,000 | 140,000 | 10,149 | 129,851 | 10,428 |
| Programe din Fondul European de Dezvoltare Regionala (FEDR) (cod 56.01.01 la 56.01.03) | 5601 | 7,020,000 | 7,020,000 | 2,545,000 | | | | | 54 |
| Finantarea nationala | 560101 | 850,000 | 850,000 | 309,000 | | | | | 54 |
| Finantarea de la Uniunea Europeana | 560102 | 4,812,000 | 4,812,000 | 1,745,000 | | | | | |
| Cheltuieli neeligibile | 560103 | 1,358,000 | 1,358,000 | 491,000 | | | | | |
| Alte programe comunitare finantate in perioada 2007-2013 (cod 56.15.01 la 56.15.03) | 5615 | 140,000 | 140,000 | 49,000 | 140,000 | 140,000 | 10,149 | 129,851 | 10,428 |
| Finantarea de la Uniunea Europeana | 561502 | 140,000 | 140,000 | 49,000 | 140,000 | 140,000 | 10,149 | 129,851 | 10,428 |
| CHELTUIELI DE CAPITAL (cod 71+72+75) | 70 | 11,188,000 | 11,188,000 | 9,237,000 | 11,058,000 | 11,058,000 | 4,082,380 | 6,975,620 | 1,150,512 |
| TITLUL XII ACTIVE NEFINANCIARE (cod 71.01+71.02+71.03) | 71 | 11,188,000 | 11,188,000 | 9,237,000 | 11,058,000 | 11,058,000 | 4,082,380 | 6,975,620 | 1,150,512 |
| Active fixe (inclusiv reparatii capitale)(cod 71.01.01 la 71.01.30) | 7101 | 8,984,000 | 9,084,000 | 7,433,000 | 8,954,000 | 8,954,000 | 3,685,305 | 5,268,695 | 878,155 |
| Constructii | 710101 | 5,874,000 | 5,974,000 | 4,765,000 | 5,974,000 | 5,974,000 | 3,086,701 | 2,887,299 | 755,982 |
| Masini, echipamente si mijloace de transport | 710102 | | | | | | | | 96,654 |
| Mobilier, aparatura birou si alte active corporale | 710103 | | | | | | | | 823 |
| Alte active fixe | 710130 | 3,110,000 | 3,110,000 | 2,668,000 | 2,980,000 | 2,980,000 | 598,604 | 2,381,396 | 24,726 |
| Reparatii capitale aferente activelor fixe | 7103 | 2,204,000 | 2,104,000 | 1,804,000 | 2,104,000 | 2,104,000 | 397,075 | 1,706,925 | 272,357 |
| TITLUL XVII PLATII EFECTUATE ÎN ANII PRECEDENȚI ȘI RECUPERATE ÎN ANUL CURENT (cod 85.01) | 84 | | | | | | | | |
| TITLUL XVII PLATII EFECTUATE ÎN ANII PRECEDENȚI ȘI RECUPERATE ÎN ANUL CURENT (cod 85.01) | 85 | | | | | | | | |
| Plati efectuate in anii precedenti si recuperate in anul curent | 850102 | | | | | | | | |
| TITLUL VI TRANSFERURI ÎN TRE UNITATI ALE ADMINISTRATIEI PUBLICE (cod 51.01+51.02) | 51 | | 10,546,000 | 7,120,000 | 10,546,000 | 10,546,000 | 4,172,000 | 6,374,000 | 4,172,000 |
| TITLUL VII ALTE TRANSFERURI (cod 55.01) | 55 | 606,000 | 1,006,000 | 623,000 | 708,000 | 708,000 | 432,591 | 275,409 | 369,100 |
| TITLUL XVII PLATII EFECTUATE ÎN ANII PRECEDENȚI ȘI RECUPERATE ÎN ANUL CURENT (cod 85.01) | 84 | | | | | | | | |
| TITLUL XVII PLATII EFECTUATE ÎN ANII PRECEDENȚI ȘI RECUPERATE ÎN ANUL CURENT (cod 85.01) | 85 | | | | | | | | |

| A | B | 1 | 2 | 3 | 4 | 5 | 6 | 7=5-6 | 8 |
|--|----|-----------|------------|------------|------------|------------|------------|------------|------------|
| RECUPERATE ÎN ANUL CURENT (cod 85.01) | | | | | | | | | |
| A. CHELTUIELILE CURENTE (10+20+30+40+50+51+55+56+57+59) | C. | 7,766,000 | 30,762,000 | 19,357,000 | -3,288,000 | 23,288,000 | 11,244,410 | 12,043,590 | 10,614,552 |

NOTA: Sumele inscrite in col. 5 "Plati efectuate " cu semnul minus la Titlul 85, art. 85.01 "Plati efectuate din anii precedenti si recuperate in anul curent", se inscriu si pe col. 3 "Angajamente bugetare" si col. 4 "Angajamente legale" la acelasi cod tot cu semnul minus , astfel incat in col. 6 "Angajamente legale de platit" sa nu fie raportate sume.

Conducatorul institutiei


/ CATALIN CHERECHES



Conducatorul compartimentului
financiar-contabil
CARMEN POP



CON TUL DE EXECUTIE AL INSTITUTIILOR PUBLICE - CHELTUIELI

la data de 30.06.2012

Cod 21 Capitol 7402 Subcapitol

-lei-

| Denumirea indicatorilor *) | Cod indicator | Credite de angajament | Credite bugetare | | Angajamente bugetare | Angajamente legale | Plati efectuate | Angajamente legale de platit | Cheltuieli efective |
|---|---------------|-----------------------|------------------|------------|----------------------|--------------------|-----------------|------------------------------|---------------------|
| | | | initiale | definitive | | | | | |
| A | B | 1 | 2 | 3 | 4 | 5 | 6 | 7=5-6 | 8 |
| TOTAL CHELTUIELI(SECTIUNEA DE FUNCTIONARE+SECTIUNEA DE DEZVOLTARE) | | 105,000 | 53,205,000 | 10,105,000 | 12,605,000 | 12,605,000 | 6,791,033 | 5,813,967 | 7,357,068 |
| SECTIUNEA DE FUNCTIONARE (01+79+84) | | | 12,500,000 | 10,000,000 | 12,500,000 | 12,500,000 | 6,773,503 | 5,726,497 | 7,327,184 |
| CHELTUIELI CURENTE (10+20+30+40+50+51SF+55SF+57+59) | 01 | | 12,500,000 | 10,000,000 | 12,500,000 | 12,500,000 | 6,773,503 | 5,726,497 | 7,327,184 |
| TITLUL II BUNURI SI SERVICII (cod 20.01 la 20.30) | 20 | | 12,500,000 | 10,000,000 | 12,500,000 | 12,500,000 | 6,773,503 | 5,726,497 | 7,327,184 |
| Bunuri si servicii (cod 20.01.01 la 20.01.30) | 2001 | | 12,500,000 | 10,000,000 | 12,500,000 | 12,500,000 | 6,773,503 | 5,726,497 | 7,327,184 |
| Apa, canal, salubritate | 200104 | | 12,500,000 | 10,000,000 | 12,500,000 | 12,500,000 | 6,773,503 | 5,726,497 | 7,327,184 |
| SECTIUNEA DE DEZVOLTARE (cod 51+55+56+70+84) | | 105,000 | 40,705,000 | 105,000 | 105,000 | 105,000 | 17,530 | 87,470 | 29,884 |
| Titlul VIII PROIECTE CU FINANTARE DIN FONDURI EXTERNE NERAMBURSABILE (FEN) POSTADERARE (cod 56.01 la 56.24) | 56 | 105,000 | 105,000 | 105,000 | 105,000 | 105,000 | 17,530 | 87,470 | 20,496 |
| Programe din Fondul European de Dezvoltare Regionala (FEDR) (cod 56.01.01 la 56.01.03) | 5601 | | | | | | | | 789 |
| Finantarea nationala | 560101 | | | | | | | | 789 |
| Programe Instrumentul European de Vecinatate si Parteneriat (ENPI) (cod 56.08.01 la 56.08.03) | 5608 | 105,000 | 105,000 | 105,000 | 105,000 | 105,000 | 17,530 | 87,470 | 19,707 |
| Finantarea nationala | 560801 | 16,800 | 16,800 | 16,800 | 16,800 | 16,800 | 2,805 | 13,995 | 3,105 |
| Finantarea de la Uniunea Europeana | 560802 | 88,200 | 88,200 | 88,200 | 88,200 | 88,200 | 14,725 | 73,475 | 16,602 |
| CHELTUIELI DE CAPITAL (cod 71+72+75) | 70 | | 40,600,000 | | | | | | 9,388 |
| TITLUL XII ACTIVE NEFINANCIARE (cod 71.01+71.02+71.03) | 71 | | 40,600,000 | | | | | | 9,388 |
| Active fixe (inclusiv reparatii capitale)(cod 71.01.01 la 71.01.30) | 7101 | | 40,600,000 | | | | | | 9,388 |
| Constructii | 710101 | | 40,600,000 | | | | | | 9,388 |
| A. CHELTUIELILE CURENTE (10+20+30+40+50+51+55+56+57+59) | 01 | 105,000 | 12,605,000 | 10,105,000 | 12,605,000 | 12,605,000 | 6,791,033 | 5,813,967 | 7,347,680 |

NOTA: Sumele inscrise in col. 5 "Plati efectuate " cu semnul minus la Titlul 85, art. 85.01 "Plati efectuate din anii precedenti si recuperate in anul curent", se inscriu si pe col. 3 "Angajamente bugetare" si col. 4 "Angajamente legale" la acelasi cod tot cu semnul minus , astfel incat in c. ; "Angajamente legale de platit" sa nu fie raportate sume.

Conducatorul institutiei

CATALIN CHEREGHES



Conducatorul compartimentului
financiar-contabil
CARMEN POP



CONTRINUTUL DE EXECUTIE AL INSTITUTIILOR PUBLICE - CHELTUIELI

la data de 30.06.2012

Cod 21 Capitol 80020130 Subcapitol

-lei-

| Denumirea indicatorilor *) | Cod indicator | Credite de angajament | Credite bugetare | | Angajamente bugetare | Angajamente legale | Plati efectuate | Angajamente legale de platit | Cheltuieli efective |
|---|---------------|-----------------------|------------------|------------|----------------------|--------------------|-----------------|------------------------------|---------------------|
| | | | initiale | definitive | | | | | |
| A | B | 1 | 2 | 3 | 4 | 5 | 6 | 7=5-6 | 8 |
| TOTAL CHELTUIELI(SECTIUNEA DE FUNCTIONARE+SECTIUNEA DE DEZVOLTARE) | | 645,000 | 645,000 | 645,000 | 644,944 | 644,944 | 152,782 | 492,162 | 98,118 |
| SECTIUNEA DE DEZVOLTARE (cod 51+55+56+70+84) | | 645,000 | 645,000 | 645,000 | 644,944 | 644,944 | 152,782 | 492,162 | 98,118 |
| Titlul VIII PROIECTE CU FINANTARE DIN FONDURI EXTERNE NERAMBURSABILE (FEN) POSTADERARE (cod 56.01 la 56.24) | 56 | 645,000 | 645,000 | 645,000 | 645,000 | 645,000 | 152,838 | 492,162 | 98,118 |
| Programe din Fondul European de Dezvoltare Regionala (FEDR) (cod 56.01.01 la 56.01.03) | 5601 | 645,000 | 645,000 | 645,000 | 645,000 | 645,000 | 152,838 | 492,162 | 98,118 |
| Finantarea nationala | 560101 | 96,750 | 96,750 | 96,750 | 96,750 | 96,750 | 22,926 | 73,824 | 15,205 |
| Finantarea de la Uniunea Europeana | 560102 | 548,250 | 548,250 | 548,250 | 548,250 | 548,250 | 129,912 | 418,338 | 82,913 |
| TITLUL XVII PLATII EFECTUATE IN ANII PRECEDENTI SI RECUPERATE IN ANUL CURENT (cod 85.01) | 84 | | | | -56 | -56 | -56 | | |
| TITLUL XVII PLATII EFECTUATE IN ANII PRECEDENTI SI RECUPERATE IN ANUL CURENT (cod 85.01) | 85 | | | | -56 | -56 | -56 | | |
| Plati efectuate in anii precedenti si recuperate in anul curent | 850102 | | | | -56 | -56 | -56 | | |
| TITLUL XVII PLATI EFECTUATE IN ANII PRECEDENTI SI RECUPERATE IN ANUL CURENT (cod 85.01) | 84 | | | | -56 | -56 | -56 | | |
| TITLUL XVII PLATII EFECTUATE IN ANII PRECEDENTI SI RECUPERATE IN ANUL CURENT (cod 85.01) | 85 | | | | -56 | -56 | -56 | | |
| A. CHELTUIELILE CURENTE (10+20+30+40+50+51+55+56+57+59) | 01 | 645,000 | 645,000 | 645,000 | 645,000 | 645,000 | 152,838 | 492,162 | 98,118 |

NOTA: Sumele inscrise in col. 5 "Plati efectuate " cu semnul minus la Titlul 85, art. 85.01 "Plati efectuate din anii precedenti si recuperate in anul curent", se inscriu si pe col. 3 "Angajamente bugetare" si col. 4 "Angajamente legale" la acelasi cod tot cu semnul minus , astfel incat in col. 6 "Angajamente legale de platit" sa nu fie raportate sume.

Conducatorul institutiei

CATALIN CHERECHES



**Conducatorul compartimentului
financiar-contabil
CARMEN POP**



CONVUL DE EXECUTIE AL INSTITUTIILOR PUBLICE - CHELTUIELI

la data de 30.06.2012


Cod 21 Capitol 830203 Subcapitol

-lei-

| Denumirea indicatorilor *) | Cod indicator | Credite de angajament | Credite bugetare | | Angajamente bugetare | Angajamente legale | Plati efectuate | Angajamente legale de platit | Cheltuieli efective |
|---|---------------|-----------------------|------------------|------------|----------------------|--------------------|-----------------|------------------------------|---------------------|
| | | | initiale | definitive | | | | | |
| A | B | 1 | 2 | 3 | 4 | 5 | 6 | 7=5-6 | 8 |
| TOTAL CHELTUIELI(SECTIUNEA DE FUNCTIONARE+SECTIUNEA DE DEZVOLTARE) | | 6,023,000 | 6,023,000 | 2,109,000 | 5,818,000 | 5,818,000 | 317,642 | 5,500,358 | 19,581 |
| SECTIUNEA DE DEZVOLTARE (cod 51+55+56+70+84) | | 6,023,000 | 6,023,000 | 2,109,000 | 5,818,000 | 5,818,000 | 317,642 | 5,500,358 | 19,581 |
| Titlul VIII PROIECTE CU FINANTARE DIN FONDURI EXTERNE NERAMBURSABILE (FEN) POSTADERARE (cod 56.01 la 56.24) | 56 | 6,023,000 | 6,023,000 | 2,109,000 | 5,818,000 | 5,818,000 | 317,642 | 5,500,358 | 19,581 |
| Programe din Fondul European de Dezvoltare Regionala (FEDR) (cod 56.01.01 la 56.01.03) | 5601 | 1,063,000 | 1,063,000 | 373,000 | 858,000 | 858,000 | 11,404 | 846,596 | 19,581 |
| Finantarea nationala | 560101 | 172,000 | 172,000 | 60,000 | 172,000 | 172,000 | 2,281 | 169,719 | 3,574 |
| Finantarea de la Uniunea Europeana | 560102 | 686,000 | 686,000 | 242,000 | 686,000 | 686,000 | 9,123 | 676,877 | 14,297 |
| Cheltuieli neeligibile | 560103 | 205,000 | 205,000 | 71,000 | | | | | 1,710 |
| Programe din Fondul European Agricol de Dezvoltare Rurala (FEADR) (cod 56.04.01 la 56.04.03) | 5604 | 4,960,000 | 4,960,000 | 1,736,000 | 4,960,000 | 4,960,000 | 306,238 | 4,653,762 | |
| Finantarea nationala | 560401 | 800,000 | 800,000 | 280,000 | 800,000 | 800,000 | 45,764 | 754,236 | |
| Finantarea de la Uniunea Europeana | 560402 | 3,200,000 | 3,200,000 | 1,120,000 | 3,200,000 | 3,200,000 | 183,055 | 3,016,945 | |
| Cheltuieli neeligibile | 560403 | 960,000 | 960,000 | 336,000 | 960,000 | 960,000 | 77,419 | 882,581 | |
| A. CHELTUIELILE CURENTE (10+20+30+40+50+51+55+56+57+59) | 01 | 6,023,000 | 6,023,000 | 2,109,000 | 5,818,000 | 5,818,000 | 317,642 | 5,500,358 | 19,581 |

NOTA: Sumele inscrite in col. 5 "Plati efectuate" cu semnul minus la Titlul 85, art. 85.01 "Plati efectuate din anii precedenti si recuperate in anul curent", se inscriu si pe col. 3 "Angajamente bugetare" si col. 4 "Angajamente legale" la acelasi cod tot cu semnul minus, astfel incat in col. 6 "Angajamente legale de platit" sa nu fie raportate sume.

Conducatorul institutiei
CATALIN CHERECHES



Conducatorul compartimentului
financiar-contabil
CARMEN POP

CON PLANUL DE EXECUTIE AL INSTITUTIILOR PUBLICE - CHELTUIELI

la data de 30.06.2012

Cod 21 Capitol 8402 Subcapitol

-lei-

| Denumirea indicatorilor *) | Cod indicator | Credite de angajament | Credite bugetare | | Angajamente bugetare | Angajamente legale | Plati efectuate | Angajamente legale de platit | Cheltuieli efective |
|---|---------------|-----------------------|------------------|------------|----------------------|--------------------|-----------------|------------------------------|---------------------|
| | | | initiale | definitive | | | | | |
| A | B | 1 | 2 | 3 | 4 | 5 | 6 | 7=5-6 | 8 |
| TOTAL CHELTUIELI(SECTIUNEA DE FUNCTIONARE+SECTIUNEA DE DEZVOLTARE) | | 12,717,000 | 40,837,000 | 20,930,000 | 29,327,000 | 29,327,000 | 14,963,884 | 14,363,116 | 12,974,547 |
| SECTIUNEA DE FUNCTIONARE (01+79+84) | | | 28,120,000 | 16,127,000 | 28,100,000 | 28,100,000 | 14,927,327 | 13,172,673 | 12,734,354 |
| CHELTUIELI CURENTE (10+20+30+40+50+51SF+55SF+57+59) | 01 | | 23,239,000 | 13,929,000 | 23,219,000 | 23,219,000 | 12,730,615 | 10,488,385 | 12,734,354 |
| TITLUL II BUNURI SI SERVICII (cod 20.01 la 20.30) | 20 | | 18,239,000 | 10,229,000 | 18,219,000 | 18,219,000 | 9,591,708 | 8,627,292 | 10,216,981 |
| Bunuri si servicii (cod 20.01.01 la 20.01.30) | 2001 | | 20,000 | 10,000 | | | | | |
| Furnituri de birou | 200101 | | 20,000 | 10,000 | | | | | |
| Reparatii curente | 2002 | | 18,219,000 | 10,219,000 | 18,219,000 | 18,219,000 | 9,591,708 | 8,627,292 | 10,216,981 |
| TITLUL IV SUBVENTII (cod 40.01 la 40.30) | 40 | | 5,000,000 | 3,700,000 | 5,000,000 | 5,000,000 | 3,138,907 | 1,861,093 | 2,517,373 |
| Subventii pentru acoperirea diferentelor de pret si tarif | 4003 | | 5,000,000 | 3,700,000 | 5,000,000 | 5,000,000 | 3,138,907 | 1,861,093 | 2,517,373 |
| OPERATIUNI FINANCIARE (cod 80+81) | 79 | | 4,881,000 | 2,198,000 | 4,881,000 | 4,881,000 | 2,196,712 | 2,684,288 | |
| TITLUL XVI RAMBURSARI DE CREDITE (cod 81.01+81.02) | 81 | | 4,881,000 | 2,198,000 | 4,881,000 | 4,881,000 | 2,196,712 | 2,684,288 | |
| Rambursari de credite interne (cod 81.02.01 la 81.02.05) | 8102 | | 4,881,000 | 2,198,000 | 4,881,000 | 4,881,000 | 2,196,712 | 2,684,288 | |
| Rambursari de credite aferente datoriei publice interne locale | 810205 | | 4,881,000 | 2,198,000 | 4,881,000 | 4,881,000 | 2,196,712 | 2,684,288 | |
| SECTIUNEA DE DEZVOLTARE (cod 51+55+56+70+84) | | 12,717,000 | 12,717,000 | 4,803,000 | 1,227,000 | 1,227,000 | 36,557 | 1,190,443 | 240,193 |
| Titlul VIII PROIECTE CU FINANTARE DIN FONDURI EXTERNE NERAMBURSABILE (FEN) POSTADERARE (cod 56.01 la 56.24) | 56 | 11,490,000 | 11,490,000 | 4,026,000 | | | | | |
| Programe din Fondul European de Dezvoltare Regionala (FEDR) (cod 56.01.01 la 56.01.03) | 5601 | 11,399,000 | 11,399,000 | 3,993,000 | | | | | |
| Finantarea nationala | 560101 | 1,378,000 | 1,378,000 | 483,000 | | | | | |
| Finantarea de la Uniunea Europeana | 560102 | 7,816,000 | 7,816,000 | 2,736,000 | | | | | |
| Cheltuieli neeligibile | 560103 | 2,205,000 | 2,205,000 | 774,000 | | | | | |
| Alte programe comunitare finantate in perioada 2007-2013 (cod 56.15.01 la 56.15.03) | 5615 | 91,000 | 91,000 | 33,000 | | | | | |
| Finantarea de la Uniunea Europeana | 561502 | 91,000 | 91,000 | 33,000 | | | | | |

| A | B | 1 | 2 | 3 | 4 | 5 | 6 | 7=5-6 | 8 |
|---|--------|------------|------------|------------|------------|------------|------------|------------|------------|
| CHELTUIELI DE CAPITAL (cod 71+72+75) | 70 | 1,227,000 | 1,227,000 | 777,000 | 1,227,000 | 1,227,000 | 36,557 | 1,190,443 | 240,193 |
| TITLUL XII ACTIVE NEFINANCIARE (cod 71.01+71.02+71.03) | 71 | 1,227,000 | 1,227,000 | 777,000 | 1,227,000 | 1,227,000 | 36,557 | 1,190,443 | 240,193 |
| Active fixe (inclusiv reparatii capitale)(cod 71.01.01 la 71.01.30) | 7101 | 227,000 | 227,000 | 227,000 | 227,000 | 227,000 | 33,919 | 193,081 | 240,193 |
| Constructii | 710101 | 220,000 | 220,000 | 220,000 | 220,000 | 220,000 | 27,867 | 192,133 | 240,193 |
| Alte active fixe | 710130 | 7,000 | 7,000 | 7,000 | 7,000 | 7,000 | 6,052 | 948 | |
| Reparatii capitale aferente activelor fixe | 7103 | 1,000,000 | 1,000,000 | 550,000 | 1,000,000 | 1,000,000 | 2,638 | 997,362 | |
| TITLUL XVI RAMBURSARI DE CREDETE | 81 | | 4,881,000 | 2,198,000 | 4,881,000 | 4,881,000 | 2,196,712 | 2,684,288 | |
| A. CHELTUIELILE CURENTE (10+20+30+40+50+51+55+56+57+59) | 01 | 11,490,000 | 34,729,000 | 17,955,000 | 23,219,000 | 23,219,000 | 12,730,615 | 10,488,385 | 12,734,354 |

NOTA: Sumele inscrise in col. 5 "Plati efectuate" cu semnul minus la Titlul 85, art. 85.01 "Plati efectuate din anii precedenti si recuperate in anul curent", se inscriu si pe col. 3 "Angajamente bugetare" si col. 4 "Angajamente legale" la acelasi cod tot cu semnul minus, astfel incat in col. 6 "Angajamente legale de plati" sa nu fie raportate sume.

Conducatorul institutiei

CATALIN CHERECHES

Conducatorul compartimentului
financiar-contabil
CARMEN POP



CONTUL DE EXECUTIE

A BUGETULUI INSTITUTIILOR PUBLICE FINANTATE DIN VENITURI PROPRII SI SUBVENTII (DE SUBORDONARE LOCALA) -VENITURI

la data de 30.06.2012

Cod 20

-lei-

| Denumirea indicatorilor | Cod indicator | Prevederi bugetare | | Drepturi constatate | | | Incasari realizate | Stingeri pe alte cai decat incasari | Drepturi constatate de incasat | |
|--|---------------|--------------------|------------|---------------------|---------------------|------------|--------------------|-------------------------------------|--------------------------------|-----------------|
| | | initiale | definitive | Total, din care: | din anii precedenti | | | | | din anul curent |
| | | | | | 4 | 5 | | | | |
| A | B | 1 | 2 | 3=4+5 | 4 | 5 | 6 | 7 | 8=3-6-7 | |
| TOTAL VENITURI (cod 00.02+00.15+00.17+45.10) | 000110 | 41,329,000 | 25,532,160 | 20,830,810 | 1,957,524 | 18,873,286 | 17,769,869 | 790,367 | 2,270,574 | |
| I. VENITURI CURENTE (cod 00.03+00.12) | 0002 | 25,938,000 | 15,041,460 | 13,966,760 | 1,957,524 | 12,009,236 | 10,905,819 | 790,367 | 2,270,574 | |
| C. VENITURI NEFISCALE (cod 00.13+00.14) | 2900 | 25,938,000 | 15,041,460 | 13,966,760 | 1,957,524 | 12,009,236 | 10,905,819 | 790,367 | 2,270,574 | |
| C1. VENITURI DIN PROPRIETATE (cod 30.10) | 3000 | 1,370,600 | 955,600 | 535,872 | 307,889 | 227,987 | 221,691 | 295,195 | 18,986 | |
| Venituri din proprietate (cod 30.10.05+30.10.09+30.10.50) | 3010 | 1,370,600 | 955,600 | 535,872 | 307,889 | 227,987 | 221,691 | 295,195 | 18,986 | |
| Venituri din concesiuni si inchirieri | 301005 | 918,600 | 654,600 | 240,677 | 12,690 | 227,987 | 221,691 | | 18,986 | |
| Alte venituri din proprietate | 301050 | 452,000 | 301,000 | 295,195 | 295,195 | | | 295,195 | | |
| C2. VANZARI DE BUNURI SI SERVICII (cod 33.10+34.10+35.10+36.10+37.10) | 3300 | 24,567,400 | 14,085,860 | 13,430,888 | 1,649,639 | 11,781,249 | 10,684,128 | 495,172 | 2,251,588 | |
| Venituri din prestari de servicii si alte activitati (cod 33.10.05+33.10.08+33.10.13+33.10.14+33.10.16+33.10.17+33.10.19+33.10.21+33.10.30 la 33.10.32+33.10.50) | 3310 | 24,344,600 | 13,906,060 | 13,323,092 | 1,649,639 | 11,673,453 | 10,594,732 | 495,172 | 2,233,188 | |
| Taxe si alte venituri in invatamant | 331005 | 4,449,680 | 2,703,580 | 1,927,922 | 2,241 | 1,925,681 | 1,815,025 | | 112,897 | |
| Venituri din prestari de servicii | 331008 | 2,764,000 | 2,218,000 | 2,386,563 | 245,111 | 2,141,452 | 1,855,660 | | 530,903 | |
| Contributia elevilor si studentilor pentru internate, camine si cantine | 331014 | 1,269,900 | 793,280 | 360,700 | 7,777 | 352,923 | 359,799 | | 901 | |
| Venituri din valorificarea produselor obtinute din activitatea proprie sau anexa | 331016 | 277,900 | 140,000 | 124,969 | 8,791 | 116,178 | 113,116 | | 11,853 | |
| Venituri din organizarea de cursuri de calificare si conversie profesionala, specializare si perfectionare | 331017 | 40,000 | 25,000 | 21,366 | | 21,366 | 21,366 | | | |
| Venituri din serbari si spectacole scolare, manifestari culturale, artistice si sportive | 331019 | 320,000 | 270,000 | 137,698 | 650 | 137,048 | 123,722 | 9,646 | 4,330 | |
| Venituri din contractele incheiate cu casele de asigurari sociale de sanatate | 331021 | 12,435,000 | 6,313,000 | 6,623,445 | 763,239 | 5,860,206 | 5,261,409 | | 1,362,036 | |
| Venituri din contractele incheiate cu directiile de sanatate publica din sume alocate de la bugetul de stat | 331030 | 750,000 | 370,000 | 347,500 | | 347,500 | 347,500 | | | |
| Alte venituri din prestari de servicii si alte activitati | 331050 | 2,038,120 | 1,073,200 | 1,392,929 | 621,830 | 771,099 | 697,135 | 485,526 | 210,268 | |
| Diverse venituri (cod 36.10.50) | 3610 | 163,000 | 127,000 | 64,046 | | 64,046 | 64,046 | | | |
| Alte venituri | 361050 | 163,000 | 127,000 | 64,046 | | 64,046 | 64,046 | | | |
| Transferuri voluntare, altele decât subventiile (cod 37.10.01+37.10.03+37.10.50) | 3710 | 59,800 | 52,800 | 43,750 | | 43,750 | 25,350 | | 18,400 | |
| Donatii si sponsorizari | 371001 | 27,800 | 25,800 | 15,350 | | 15,350 | 15,350 | | | |

| A | B | 1 | 2 | 3-4+5 | 4 | 5 | 6 | 7 | 8=3-6-7 |
|--|--------|------------|------------|------------|-----------|------------|------------|---------|-----------|
| Varsaminte din sectiunea de functionare pentru finantarea sectiunii de dezvoltare a bugetului local | 371003 | -4,905,000 | -4,005,000 | -855,790 | | -855,790 | -855,790 | | |
| Varsaminte din sectiunea de functionare | 371004 | 4,905,000 | 4,005,000 | 855,790 | | 855,790 | 855,790 | | |
| Alte transferuri voluntare | 371050 | 32,000 | 27,000 | 28,400 | | 28,400 | 10,000 | | 18,400 |
| IV. SUBVENTII (cod 00.18) | 4100 | 15,391,000 | 10,490,700 | 6,864,050 | | 6,864,050 | 6,864,050 | | |
| SUBVENTII DE LA ALTE NIVELE ALE ADMINISTRATIEI PUBLICE (cod 42.10+43.10) | 0018 | 15,391,000 | 10,490,700 | 6,864,050 | | 6,864,050 | 6,864,050 | | |
| SUBVENTII DE LA ALTE ADMINISTRATII (cod 43.10.09+43.10.10+43.10.14+43.10.15+43.10.16+43.10.17) | 4310 | 15,391,000 | 10,490,700 | 6,864,050 | | 6,864,050 | 6,864,050 | | |
| Subventii pentru institutii publice | 431009 | 14,091,000 | 9,360,700 | 5,919,050 | | 5,919,050 | 5,919,050 | | |
| Subventii din bugetele locale pentru finantarea cheltuielilor curente din domeniul sanatatii | 431010 | 800,000 | 630,000 | 570,000 | | 570,000 | 570,000 | | |
| Subventii din bugetele locale pentru finantarea cheltuielilor de capital din domeniul sanatatii | 431014 | 500,000 | 500,000 | 375,000 | | 375,000 | 375,000 | | |
| VENITURILE SECTIUNII DE FUNCTIONARE (cod 00.02+00.17) | 000110 | 35,924,000 | 21,027,160 | 19,600,020 | 1,957,524 | 17,642,496 | 16,539,079 | 790,367 | 2,270,574 |
| I. VENITURI CURENTE (cod 00.03+00.12) | 0002 | 21,033,000 | 11,036,460 | 13,110,970 | 1,957,524 | 11,153,446 | 10,050,029 | 790,367 | 2,270,574 |
| C. VENITURI NEFISCALE (cod 00.13+00.14) | 2900 | 21,033,000 | 11,036,460 | 13,110,970 | 1,957,524 | 11,153,446 | 10,050,029 | 790,367 | 2,270,574 |
| C1. VENITURI DIN PROPRIETATE (cod 30.10) | 3000 | 1,370,600 | 955,600 | 535,872 | 307,885 | 227,987 | 221,691 | 295,195 | 18,986 |
| Venituri din proprietate (cod 30.10.05+30.10.09+30.10.50) | 3010 | 1,370,600 | 955,600 | 535,872 | 307,885 | 227,987 | 221,691 | 295,195 | 18,986 |
| Venituri din concesiuni si inchirieri | 301005 | 918,600 | 654,600 | 240,677 | 12,690 | 227,987 | 221,691 | | 18,986 |
| Alte venituri din proprietate | 301050 | 452,000 | 301,000 | 295,195 | 295,195 | | | 295,195 | |
| C2. VANZARI DE BUNURI SI SERVICII (cod 33.10+34.10+35.10+36.10+37.10) | 3300 | 19,662,400 | 10,080,860 | 12,575,098 | 1,649,639 | 10,925,459 | 9,828,338 | 495,172 | 2,251,588 |
| Venituri din prestari de servicii si alte activitati (cod 33.10.05+33.10.08+33.10.13+33.10.14+33.10.16+33.10.17+33.10.19+33.10.21+33.10.30 la 33.10.32+33.10.50) | 3310 | 24,344,600 | 13,906,060 | 13,323,092 | 1,649,639 | 11,673,453 | 10,594,732 | 495,172 | 2,233,188 |
| Taxe si alte venituri in invatamant | 331005 | 4,449,680 | 2,703,580 | 1,927,922 | 2,241 | 1,925,681 | 1,815,025 | | 112,887 |
| Venituri din prestari de servicii | 331008 | 2,764,000 | 2,218,000 | 2,386,563 | 245,111 | 2,141,452 | 1,855,660 | | 530,903 |
| Contributia elevilor si studentilor pentru internate, camine si cantine | 331014 | 1,269,900 | 793,280 | 360,700 | 7,777 | 352,923 | 359,799 | | 901 |
| Venituri din valorificarea produselor obtinute din activitatea proprie sau anexa | 331016 | 277,900 | 140,000 | 124,969 | 8,791 | 116,178 | 113,116 | | 11,853 |
| Venituri din organizarea de cursuri de calificare si conversie profesionala, specializare si perfectionare | 331017 | 40,000 | 25,000 | 21,366 | | 21,366 | 21,366 | | |
| Venituri din serbari si spectacole scolare, manifestari culturale, artistice si sportive | 331019 | 320,000 | 270,000 | 137,698 | 650 | 137,048 | 123,722 | 9,646 | 4,330 |
| Venituri din contractele incheiate cu casele de asigurari sociale de sanatate | 331021 | 12,435,000 | 6,313,000 | 6,623,445 | 763,239 | 5,860,206 | 5,261,409 | | 1,362,036 |
| Venituri din contractele incheiate cu directiile de sanatate publica din sume alocate de la bugetul de stat | 331030 | 750,000 | 370,000 | 347,500 | | 347,500 | 347,500 | | |
| Alte venituri din prestari de servicii si alte activitati | 331050 | 2,038,120 | 1,073,200 | 1,392,929 | 621,830 | 771,099 | 697,135 | 485,526 | 210,268 |
| Diverse venituri (cod 36.10.50) | 3610 | 163,000 | 127,000 | 64,046 | | 64,046 | 64,046 | | |
| Alte venituri | 361050 | 163,000 | 127,000 | 64,046 | | 64,046 | 64,046 | | |
| Transferuri voluntare, altele decât subventiile (cod | 3710 | -4,845,200 | -3,952,200 | -812,040 | | -812,040 | -830,440 | | 18,400 |

| A | B | 1 | 2 | 3=4+5 | 4 | 5 | 6 | 7 | 8=3-6-7 |
|---|--------|------------|------------|-----------|---|-----------|-----------|---|---------|
| 37.10.01+37.10.03+37.10.50) | | | | | | | | | |
| Donatii si sponsorizari | 371001 | 27.800 | 25.800 | 15.350 | | 15.350 | 15.350 | | |
| Varsaminte din sectiunea de functionare pentru finantarea sectiunii de dezvoltare a bugetului local | 371003 | -4.905.000 | -4.005.000 | -855.790 | | -855.790 | -855.790 | | |
| Alte transferuri voluntare | 371050 | 32.000 | 27.000 | 28.400 | | 28.400 | 10.000 | | 18.400 |
| IV. SUBVENTII (cod 00.18) | 4100 | 14.891.000 | 9.990.700 | 6.489.050 | | 6.489.050 | 6.489.050 | | |
| SUBVENTII DE LA ALTE NIVELE ALE ADMINISTRATIEI PUBLICE (cod 42.10+43.10) | 0018 | 14.891.000 | 9.990.700 | 6.489.050 | | 6.489.050 | 6.489.050 | | |
| SUBVENTII DE LA ALTE ADMINISTRATII (cod 43.10.09+43.10.10+43.10.15) | 4310 | 14.891.000 | 9.990.700 | 6.489.050 | | 6.489.050 | 6.489.050 | | |
| Subventii pentru institutii publice | 431009 | 14.091.000 | 9.360.700 | 5.919.050 | | 5.919.050 | 5.919.050 | | |
| Subventii din bugetele locale pentru finantarea cheltuielilor curente din domeniul s?n?i?ii | 431010 | 800.000 | 630.000 | 570.000 | | 570.000 | 570.000 | | |
| VENITURILE SECTIUNII DE DEZVOLTARE (cod 00.12+00.15+00.17+45.10) - TOTAL | 000110 | 5.405.000 | 4.505.000 | 1.230.790 | | 1.230.790 | 1.230.790 | | |
| C. VENITURI NEFISCALE (cod 00.14) | 2900 | 4.905.000 | 4.005.000 | 855.790 | | 855.790 | 855.790 | | |
| C2. VANZARI DE BUNURI SI SERVICII (cod 37.10) | 3300 | 4.905.000 | 4.005.000 | 855.790 | | 855.790 | 855.790 | | |
| Transferuri voluntare, altele dec?t subventiile (cod 37.10.04) | 3710 | 4.905.000 | 4.005.000 | 855.790 | | 855.790 | 855.790 | | |
| Varsaminte din sectiunea de functionare | 371004 | 4.905.000 | 4.005.000 | 855.790 | | 855.790 | 855.790 | | |
| IV. SUBVENTII (cod 00.18) | 4100 | 500.000 | 500.000 | 375.000 | | 375.000 | 375.000 | | |
| SUBVENTII DE LA ALTE NIVELE ALE ADMINISTRATIEI PUBLICE (cod 42.10+43.10) | 0018 | 500.000 | 500.000 | 375.000 | | 375.000 | 375.000 | | |
| SUBVENTII DE LA ALTE ADMINISTRATII (cod 43.10.14+43.10.16+43.10.17) | 4310 | 500.000 | 500.000 | 375.000 | | 375.000 | 375.000 | | |
| Subventii din bugetele locale pentru finantarea cheltuielilor de capital din domeniul sanatatii | 431014 | 500.000 | 500.000 | 375.000 | | 375.000 | 375.000 | | |

Conducatorul institutiei

CATALIN CHERECHES



Conducatorul compartimentului
financiar/contabil
CARMEN POP

18

**CONTUL DE EXECUTIE
A BUGETULUI INSTITUTIILOR PUBLICE FINANTATE DIN VENITURI PROPRII SI SUBVENTII (DE SUBORDONARE LOCALA) -CHELTUIELI**

la data de 30.06.2012

Cod 21

-lei-

| Denumirea indicatorilor *) | Cod indicator | Credite de angajament | Credite bugetare | | Angajamente bugetare | Angajamente legale | Plati efectuate | Angajamente legale de platit | Cheltuieli efective |
|--|---------------|-----------------------|------------------|------------|----------------------|--------------------|-----------------|------------------------------|---------------------|
| | | | initiale | definitive | | | | | |
| A | B | 1 | 2 | 3 | 4 | 5 | 6 | 7=5-6 | 8 |
| TOTAL CHELTUIELI (cod 5010+5910+6510+6310+7010+7410+ 7910) | 4910 | | 41,329,000 | 25,532,160 | 41,329,000 | 41,329,000 | 17,256,528 | 24,072,472 | 17,435,053 |
| Partea I-a SERVICII PUBLICE GENERALE (cod 54.10+55.10) | 5010 | | 668,000 | 367,000 | 668,000 | 668,000 | 289,817 | 378,183 | 292,391 |
| Alte servicii publice generale (cod 54.10.10+54.10.50) | 5410 | | 668,000 | 367,000 | 668,000 | 668,000 | 289,817 | 378,183 | 292,391 |
| Servicii publice comunitare de evidenta a persoanelor | 541010 | | 668,000 | 367,000 | 668,000 | 668,000 | 289,817 | 378,183 | 292,391 |
| Partea III-a CHELTUIELI SOCIAL-CULTURALE (cod 65.10+66.10+67.10+68.10) | 6310 | | 26,841,000 | 15,571,160 | 26,841,000 | 26,841,000 | 10,813,792 | 16,027,208 | 11,139,602 |
| Invatamant (cod 65.10.03+65.10.04+65.10.05+65.10.07+65.10.11+65.10.50) | 6510 | | 8,659,000 | 5,364,460 | 8,659,000 | 8,659,000 | 2,743,637 | 5,915,363 | 2,746,485 |
| Invatamant prescolar si primar (cod 65.10.03.01+65.10.03.02) | 651003 | | 4,009,180 | 2,381,500 | 4,009,180 | 4,009,180 | 1,334,881 | 2,674,299 | 1,291,219 |
| Invatamant prescolar | 65100301 | | 3,833,680 | 2,246,350 | 3,833,680 | 3,833,680 | 1,310,778 | 2,522,902 | 1,273,932 |
| Invatamant primar | 65100302 | | 175,500 | 135,150 | 175,500 | 175,500 | 24,103 | 151,397 | 17,287 |
| Invatamant secundar (cod 65.10.04.01 la 65.10.04.03) | 651004 | | 4,649,820 | 2,982,960 | 4,649,820 | 4,649,820 | 1,408,756 | 3,241,064 | 1,455,266 |
| Invatamant secundar superior | 65100402 | | 4,649,820 | 2,982,960 | 4,649,820 | 4,649,820 | 1,408,756 | 3,241,064 | 1,455,266 |
| Sanatate (cod 66.10.50) | 6610 | | 14,985,000 | 8,063,000 | 14,985,000 | 14,985,000 | 6,660,180 | 8,324,820 | 6,884,593 |
| Servicii medicale in unitati sanitare cu paturi (cod 66.10.06.01+66.10.06.03) | 661006 | | 14,985,000 | 8,063,000 | 14,985,000 | 14,985,000 | 6,660,180 | 8,324,820 | 6,884,593 |
| Spiitale generale | 66100601 | | 14,985,000 | 8,063,000 | 14,985,000 | 14,985,000 | 6,660,180 | 8,324,820 | 6,884,593 |
| Cultura, recreere si religie (cod 67.10.03+67.10.05+67.10.50) | 6710 | | 3,197,000 | 2,143,700 | 3,197,000 | 3,197,000 | 1,409,975 | 1,787,025 | 1,508,524 |
| Servicii culturale (cod 67.10.03.03 la 67.10.03.30) | 671003 | | 3,197,000 | 2,143,700 | 3,197,000 | 3,197,000 | 1,409,975 | 1,787,025 | 1,508,524 |
| Institutii publice de spectacole si concerte | 67100304 | | 3,197,000 | 2,143,700 | 3,197,000 | 3,197,000 | 1,409,975 | 1,787,025 | 1,508,524 |
| Partea IV-a SERVICII DE DEZVOLTARE PUBLICA, LOCUINTE, MEDIU SI APE (cod 70.10+74.10) | 6910 | | 13,820,000 | 9,594,000 | 13,820,000 | 13,820,000 | 6,152,919 | 7,667,081 | 6,003,060 |
| Locuinte, servicii si dezvoltare publica (cod 70.10.03+70.10.04+70.10.50) | 7010 | | 13,820,000 | 9,594,000 | 13,820,000 | 13,820,000 | 6,152,919 | 7,667,081 | 6,003,060 |

| A | B | 1 | 2 | 3 | 4 | 5 | 6 | 7=5-6 | 8 |
|--|----------|---|------------|------------|------------|------------|------------|------------|------------|
| Alte servicii in domeniul locuintelor, serviciilor si dezvoltarii comunale | 701050 | | 13,820,000 | 9,594,000 | 13,820,000 | 13,820,000 | 6,152,919 | 7,667,081 | 6,003,060 |
| SECTIUNEA DE FUNCTIONARE(cod 5010+5910+6310+7010+7410+ 7910) | 4910 | | 35,924,000 | 21,027,160 | 35,924,000 | 35,924,000 | 16,176,533 | 19,747,467 | 16,173,021 |
| Partea I-a SERVICII PUBLICE GENERALE (cod 54.10+55.10) | 5010 | | 660,000 | 359,000 | 660,000 | 660,000 | 289,817 | 370,183 | 289,596 |
| Alte servicii publice generale (cod 54.10.10+54.10.50) | 5410 | | 660,000 | 359,000 | 660,000 | 660,000 | 289,817 | 370,183 | 289,596 |
| Servicii publice comunitare de evidenta a persoanelor | 541010 | | 660,000 | 359,000 | 660,000 | 660,000 | 289,817 | 370,183 | 289,596 |
| Partea III-a CHELTUIELI SOCIAL-CULTURALE (cod 65.10+66.10+67.10+68.10) | 6310 | | 26,041,000 | 14,771,160 | 26,041,000 | 26,041,000 | 10,589,587 | 15,451,413 | 10,566,032 |
| Invatamant (cod 65.10.03+65.10.04+65.10.05+65.10.07+65.10.11+65.10.50) | 6510 | | 8,659,000 | 5,364,460 | 8,659,000 | 8,659,000 | 2,743,637 | 5,915,363 | 2,694,006 |
| Invatamant prescolar si primar (cod 65.10.03.01+65.10.03.02) | 651003 | | 4,009,180 | 2,381,500 | 4,009,180 | 4,009,180 | 1,334,881 | 2,674,299 | 1,291,219 |
| Invatamant prescolar | 65100301 | | 3,833,680 | 2,246,350 | 3,833,680 | 3,833,680 | 1,310,778 | 2,522,902 | 1,273,932 |
| Invatamant primar | 65100302 | | 175,500 | 135,150 | 175,500 | 175,500 | 24,103 | 151,397 | 17,287 |
| Invatamant secundar (cod 65.10.04.01 la 65.10.04.03) | 651004 | | 4,649,820 | 2,982,960 | 4,649,820 | 4,649,820 | 1,408,756 | 3,241,064 | 1,402,787 |
| Invatamant secundar superior | 65100402 | | 4,649,820 | 2,982,960 | 4,649,820 | 4,649,820 | 1,408,756 | 3,241,064 | 1,402,787 |
| Sanatate (cod 66.10.50) | 6610 | | 14,485,000 | 7,563,000 | 14,485,000 | 14,485,000 | 6,435,975 | 8,049,025 | 6,439,564 |
| Servicii medicale in unitati sanitare cu paturi (cod 66.10.06.01+66.10.06.03) | 661006 | | 14,485,000 | 7,563,000 | 14,485,000 | 14,485,000 | 6,435,975 | 8,049,025 | 6,439,564 |
| Spitale generale | 66100601 | | 14,485,000 | 7,563,000 | 14,485,000 | 14,485,000 | 6,435,975 | 8,049,025 | 6,439,564 |
| Cultura, recreere si religie (cod 67.10.03+67.10.05+67.10.50) | 6710 | | 2,897,000 | 1,843,700 | 2,897,000 | 2,897,000 | 1,409,975 | 1,487,025 | 1,432,462 |
| Servicii culturale (cod 67.10.03.03 la 67.10.03.30) | 671003 | | 2,897,000 | 1,843,700 | 2,897,000 | 2,897,000 | 1,409,975 | 1,487,025 | 1,432,462 |
| Instituti publice de spectacole si concerte | 67100304 | | 2,897,000 | 1,843,700 | 2,897,000 | 2,897,000 | 1,409,975 | 1,487,025 | 1,432,462 |
| Partea IV-a SERVICII DE DEZVOLTARE PUBLICA, LOCUINTE, MEDIU SI APE (cod 70.10+74.10) | 6910 | | 9,223,000 | 5,897,000 | 9,223,000 | 9,223,000 | 5,297,129 | 3,925,871 | 5,317,393 |
| Locuinte, servicii si dezvoltare publica (cod 70.10.03+70.10.04+70.10.50) | 7010 | | 9,223,000 | 5,897,000 | 9,223,000 | 9,223,000 | 5,297,129 | 3,925,871 | 5,317,393 |
| Alte servicii in domeniul locuintelor, serviciilor si dezvoltarii comunale | 701050 | | 9,223,000 | 5,897,000 | 9,223,000 | 9,223,000 | 5,297,129 | 3,925,871 | 5,317,393 |
| SECTIUNEA DE DEZVOLTARE (cod 5010+5910+6310+7010+7410+ 7910) | 4910 | | 5,405,000 | 4,505,000 | 5,405,000 | 5,405,000 | 1,079,995 | 4,325,005 | 1,262,032 |
| Partea I-a SERVICII PUBLICE GENERALE (cod 54.10+55.10) | 5010 | | 8,000 | 8,000 | 8,000 | 8,000 | | 8,000 | 2,795 |
| Alte servicii publice generale (cod 54.10.10+54.10.50) | 5410 | | 8,000 | 8,000 | 8,000 | 8,000 | | 8,000 | 2,795 |
| Servicii publice comunitare de evidenta a persoanelor | 541010 | | 8,000 | 8,000 | 8,000 | 8,000 | | 8,000 | 2,795 |
| Partea III-a CHELTUIELI SOCIAL-CULTURALE (cod 65.10+66.10+67.10+68.10) | 6310 | | 800,000 | 800,000 | 800,000 | 800,000 | 224,205 | 575,795 | 573,570 |
| Invatamant (cod 65.10.03+65.10.04+65.10.05+65.10.07+65.10.11+65.10.50) | 6510 | | | | | | | | 52,479 |
| Invatamant secundar (cod 65.10.04.01 la 65.10.04.03) | 651004 | | | | | | | | 52,479 |

| A | B | 1 | 2 | 3 | 4 | 5 | 6 | 7=5-6 | 8 |
|--|----------|---|-----------|-----------|-----------|-----------|---------|-----------|---------|
| Invatamant secundar superior | 66100402 | | | | | | | | 52,479 |
| Sanatate (cod 66.10.05 la 66.10.50) | 66100 | | 500,000 | 500,000 | 500,000 | 500,000 | 224,205 | 275,795 | 445,029 |
| Servicii medicale in unitati sanitare cu paturi (cod 66.10.06.01+66.10.06.03) | 661006 | | 500,000 | 500,000 | 500,000 | 500,000 | 224,205 | 275,795 | 445,029 |
| Spitale generale | 66100601 | | 500,000 | 500,000 | 500,000 | 500,000 | 224,205 | 275,795 | 445,029 |
| Cultura, recreere si religie (cod 67.10.03+67.10.05+67.10.50) | 6710 | | 300,000 | 300,000 | 300,000 | 300,000 | | 300,000 | 76,062 |
| Servicii culturale (cod 67.10.03.03 la 67.10.03.30) | 671003 | | 300,000 | 300,000 | 300,000 | 300,000 | | 300,000 | 76,062 |
| Instituti publice de spectacole si concerte | 67100304 | | 300,000 | 300,000 | 300,000 | 300,000 | | 300,000 | 76,062 |
| Partea IV-a SERVICII DE DEZVOLTARE PUBLICA, LOCUINTE, MEDIU SI APE (cod 70.10+74.10) | 6910 | | 4,597,000 | 3,697,000 | 4,597,000 | 4,597,000 | 855,790 | 3,741,210 | 685,667 |
| Locuinte, servicii si dezvoltare publica (cod 70.10.03+70.10.04+70.10.50) | 7010 | | 4,597,000 | 3,697,000 | 4,597,000 | 4,597,000 | 855,790 | 3,741,210 | 685,667 |
| Alte servicii in domeniul locuintelor, serviciilor si dezvoltarii comunale | 701050 | | 4,597,000 | 3,697,000 | 4,597,000 | 4,597,000 | 855,790 | 3,741,210 | 685,667 |

Nota: Se detaliaza pe structura clasificatiei economice (Anexa 7)

Conducatorul institutiei

CATALIN CHERECHES

Conducatorul compartimentului
financiar-contabil
CARMEN POP



CONTUL DE EXECUTIE A BUGETULUI CREDITELOR INTERNE-CHELTUIELI

la data de 30.06.2012

Cod 21

-lei-

| Denumirea indicatorilor *) | Cod indicator | Credite de angajament | Credite bugetare | | Angajamente bugetare | Angajamente legale | Plati efectuate | Angajamente legale de platit | Cheltuieli efective |
|--|---------------|-----------------------|------------------|------------|----------------------|--------------------|-----------------|------------------------------|---------------------|
| | | | initiale | definitive | | | | | |
| A | B | 1 | 2 | 3 | 4 | 5 | 6 | 7=5-6 | 8 |
| TOTAL CHELTUIELI (cod 50.07+59.07+63.07+70.07+79.07) | 4907 | | 40,876,000 | 2,334,000 | 40,876,000 | 40,876,000 | 692,404 | 40,183,596 | |
| Partea III-a CHELTUIELI SOCIAL-CULTURALE (cod 65.07+66.07+67.07+68.07) | 6307 | | 1,298,000 | 139,000 | 1,298,000 | 1,298,000 | | 1,298,000 | |
| Invatamant (cod 65.07.03+65.07.04+65.07.05+65.07.07+65.07.50) | 6507 | | 1,298,000 | 139,000 | 1,298,000 | 1,298,000 | | 1,298,000 | |
| Invatamant secundar (cod 65.07.04.01 la 65.07.04.03) | 650704 | | 1,298,000 | 139,000 | 1,298,000 | 1,298,000 | | 1,298,000 | |
| Invatamant secundar superior | 65070402 | | 1,298,000 | 139,000 | 1,298,000 | 1,298,000 | | 1,298,000 | |
| Partea IV-a SERVICII SI DEZVOLTARE PUBLICA, LOCUINTE, MEDIU SI APE (cod 70.07+74.07) | 6907 | | 6,402,000 | 360,000 | 6,402,000 | 6,402,000 | | 6,402,000 | |
| Locuinte, servicii si dezvoltare publica (cod 70.07.03+70.07.05+70.07.06+70.07.07) | 7007 | | 6,402,000 | 360,000 | 6,402,000 | 6,402,000 | | 6,402,000 | |
| Alte servicii in domeniile locuintelor, serviciilor si dezvoltarii comunale | 700750 | | 6,402,000 | 360,000 | 6,402,000 | 6,402,000 | | 6,402,000 | |
| Partea V-a ACTIUNI ECONOMICE (cod 80.07+81.07+84.07) | 7907 | | 33,176,000 | 1,835,000 | 33,176,000 | 33,176,000 | 692,404 | 32,483,596 | |
| Transporturi (cod 84.07.03+84.07.06) | 8407 | | 33,176,000 | 1,835,000 | 33,176,000 | 33,176,000 | 692,404 | 32,483,596 | |
| Transport rutier (cod 84.07.03.01 la 84.07.03.03) | 840703 | | 33,176,000 | 1,835,000 | 33,176,000 | 33,176,000 | 692,404 | 32,483,596 | |
| Transport in comun | 84070302 | | 1,100,000 | 325,000 | 1,100,000 | 1,100,000 | | 1,100,000 | |
| Strazi | 84070303 | | 32,076,000 | 1,510,000 | 32,076,000 | 32,076,000 | 692,404 | 31,383,596 | |
| CHELTUIELILE SECTIUNII DE DEZVOLTARE (cod 50.07+59.07+63.07+70.07+79.07) | 4907 | | 40,876,000 | 2,334,000 | 40,876,000 | 40,876,000 | 692,404 | 40,183,596 | |
| Partea III-a CHELTUIELI SOCIAL-CULTURALE (cod 65.07+66.07+67.07+68.07) | 6307 | | 1,298,000 | 139,000 | 1,298,000 | 1,298,000 | | 1,298,000 | |
| Invatamant (cod 65.07.03+65.07.04+65.07.05+65.07.07+65.07.50) | 6507 | | 1,298,000 | 139,000 | 1,298,000 | 1,298,000 | | 1,298,000 | |
| Invatamant secundar (cod 65.07.04.01 la 65.07.04.03) | 650704 | | 1,298,000 | 139,000 | 1,298,000 | 1,298,000 | | 1,298,000 | |
| Invatamant secundar superior | 65070402 | | 1,298,000 | 139,000 | 1,298,000 | 1,298,000 | | 1,298,000 | |
| Partea IV-a SERVICII SI DEZVOLTARE PUBLICA, | 6907 | | 6,402,000 | 360,000 | 6,402,000 | 6,402,000 | | 6,402,000 | |

| A | B | 1 | 2 | 3 | 4 | 5 | 6 | 7=5-6 | 8 |
|--|----------|---|------------|-----------|------------|------------|---------|------------|---|
| LOCUINTE, MEDIU SI APE (cod 70.07+74.07) | | | | | | | | | |
| Locuinte, servicii si dezvoltare publica (cod 70.07.03+70.07.05+70.07.06+70.07.07) | 70. | | 6,402,000 | 360,000 | 6,402,000 | 6,402,000 | | 6,402,000 | |
| Alte servicii in domeniile locuintelor, serviciilor si dezvoltarii comunale | 700750 | | 6,402,000 | 360,000 | 6,402,000 | 6,402,000 | | 6,402,000 | |
| Partea V-a ACTIUNI ECONOMICE (cod 80.07+81.07+84.07) | 7907 | | 33,176,000 | 1,835,000 | 33,176,000 | 33,176,000 | 692,404 | 32,483,596 | |
| Transporturi (cod 84.07.03+84.07.06) | 8407 | | 33,176,000 | 1,835,000 | 33,176,000 | 33,176,000 | 692,404 | 32,483,596 | |
| Transport rutier (cod 84.07.03.01 la 84.07.03.03) | 840703 | | 33,176,000 | 1,835,000 | 33,176,000 | 33,176,000 | 692,404 | 32,483,596 | |
| Transport in comun | 84070302 | | 1,100,000 | 325,000 | 1,100,000 | 1,100,000 | | 1,100,000 | |
| Strazi | 84070303 | | 32,076,000 | 1,510,000 | 32,076,000 | 32,076,000 | 692,404 | 31,383,596 | |

Nota: Se detaliaza pe structura clasificatiei economice (Anexa 7)

Conducatorul institutiei

CATALIN CHERECHES

Conducatorul compartimentului
financiar-contabil
CARMEN POP



CONTUL DE EXECUȚIE A BUGETULUI FONDURILOR EXTERNE NERAMBURSABILE- CHELTUIELI

la data de 30.06.2012

Cod 21

-lei-

| Denumirea indicatorilor *) | Cod indicator | Credite de angajament | Credite bugetare | | Angajamente bugetare | Angajamente legale | Plati efectuate | Angajamente legale de platit | Cheltuieli efective |
|--|---------------|-----------------------|------------------|------------|----------------------|--------------------|-----------------|------------------------------|---------------------|
| | | | initiale | definitive | | | | | |
| A | B | 1 | 2 | 3 | 4 | 5 | 6 | 7=5-6 | 8 |
| TOTAL CHELTUIELI (50.08+59.08+63.08+70.08+79.08) | 4908 | | | | | | | | 136,119 |
| Partea III-a CHELTUIELI SOCIAL-CULTURALE (cod 65.08+66.08+67.08+68.08) | 6308 | | | | | | | | 136,119 |
| Învățământ (cod 65.08.03 la 65.08.05+65.08.07+65.08.11+65.08.50)) | 6508 | | | | | | | | 121,997 |
| Învățământ secundar (cod 65.08.04.01 la 65.08.04.03) | 650804 | | | | | | | | 121,997 |
| Învățământ secundar superior | 65080402 | | | | | | | | 121,997 |
| Cultura, recreere și religie (cod 67.08.03+67.08.05+67.08.06+67.08.50) | 6708 | | | | | | | | 14,122 |
| Servicii recreative și sportive (cod 67.08.05.01 la 67.08.05.03) | 670805 | | | | | | | | 1,455 |
| Întreținere grădini publice, parcuri, zone verzi, baze sportive și de agrement | 67080503 | | | | | | | | 1,455 |
| Alte servicii în domeniile culturii, recreerii și religiei | 670850 | | | | | | | | 12,667 |

Nota: Se detaliaza pe structura clasificatiei economice (Anexa 7)

Conducătorul institutiei

CATALIN GAERECHEȘ

Conducătorul compartimentului
financiar-contabil

CARMEN POP

